SAS ENTERPRISE GUIDE TIL SAS PROGRAMMØRER

GEORG MORSING

Copyright © 2013, SAS Institute Inc. All rights reserved.

SAS®-PROGRAMMERING MED SAS DISPLAY MANAGER

1985

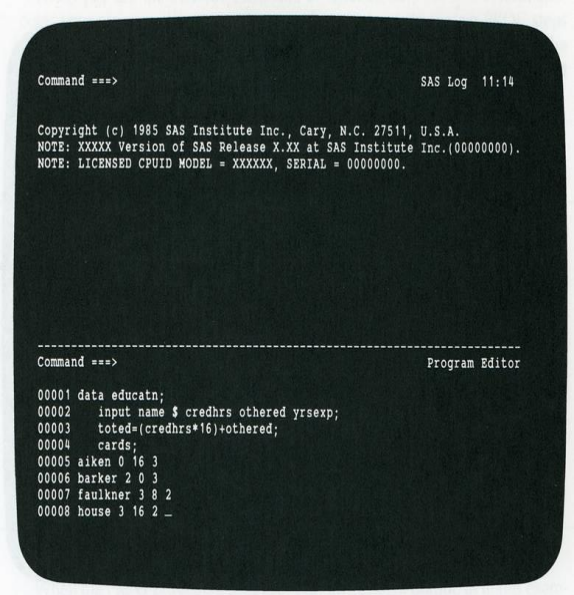

Screen A5.2 Entering Your Program Statements

2016

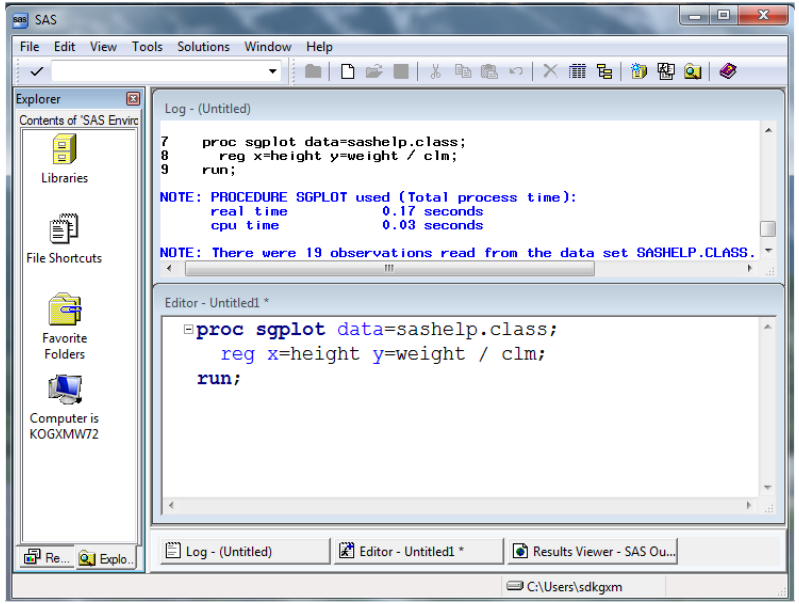

Copyright © 2014, SAS Institute Inc. All rights reserved.

DEN NYE SAS®-PROGRAM-EDITOR I SAS ENTERPRISE GUIDE

August 2010

- SAS® Enterprise Guide® 4.3
- SAS® 9.2

Januar 2012

- SAS® Enterprise Guide® 5.1
- SAS® 9.3

Januar 2013

- SAS® Enterprise Guide® 6.1
- SAS® 9.4

Oktober 2014

- SAS® Enterprise Guide® 7.1
- SAS® 9.4 M2

August 2015

- SAS® Enterprise Guide® 7.11
- SAS® 9.4 M3

Februar 2016

- SAS® Enterprise Guide® 7.12
- SAS® 9.4 M3

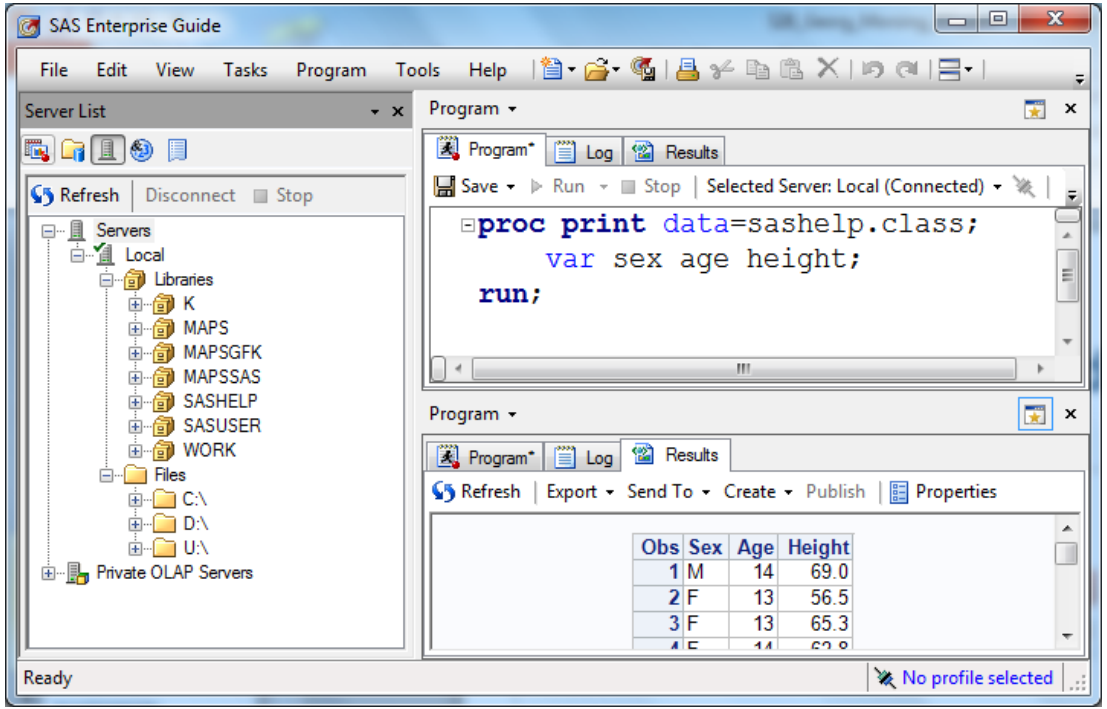

Copyright © 2014, SAS Institute Inc. All rights reserved.

LIVET SOM SAS-PROGRAMMØR ER BLEVET LETTERE

Syntaxs Tool Tips

Program

Program* | Log | Results

Save | Run | Stop | Selected Server: Local (Connected) | Analyze Program

```
proc print data=sashelp.class;
    v
run;
```

Keyword: PRINT

Context: [PROCEDURE DEFINITION] PROC PRINT

Syntax: PROC PRINT <option(s)>;
BY <DESCENDING> variable-1 <...<DESCENDING> variable-n><NOTSORTED>;
PAGEBY BY-variable;
SUMBY BY-variable;

ID variable(s) <option>;
SUM variable(s) <option>;
VAR variable(s) <option>;

The PRINT procedure prints the observations in a SAS data set, using all or some of the variables. You can create a variety of reports ranging from a simple listing to a highly customized report that groups the data and calculates totals and subtotals for numeric variables.

Search: The Product Documentation, Samples & SAS Notes, Papers

Autocomplete

Program* | Log | Results

Save | Run | Stop | Selected Server: Local (Connected)

```
proc print data=sashelp.class;
    var
```

- Age
- Height
- Name
- Sex
- Weight

Copyright © 2014, SAS Institute Inc. All rights reserved.

FORDELE VED PROGRAMMERING I SAS ENTERPRISE GUIDE

SAS ENTERPRISE GUIDE 4.3, 5.1 OG 6.1

- **Autocomplete**, show SAS-syntax
  - SAS procedurer, statements og options
  - SAS biblioteker, tabeller og kolonner
  - SAS formater og funktioner
  - Makrovariabler og makro statements
- **Syntax tool tips**, mouse over help
  - SAS procedurer, statements, options, funktioner og formater
- **Format code**, code-beautifier
  - Standard indrykning og formatering af koden
- **Analyze program**, flow diagram
- **Forbedret SAS Log**
  - 3 typer: Log, Project Log, Log Summary

- Bedre håndtering af **uafsluttet kode**
  - F.eks ved manglende simikolon eller apostrof
- **Style Manager**
  - Vise, vælge og editere i ODS styles
- **Send To** (MS Office Add-in)
- **Explorer**
- **Metadata**
  - Server connections – undgå Remote Submit og PROC DOWNLOAD
  - Tilføj sikkerhed
  - Prompt Manager
  - SAS Stored Processes
  - Fuldt integreret med SAS Platformen

Copyright © 2014, SAS Institute Inc. All rights reserved.

FORDELE VED PROGRAMMERING I SAS ENTERPRISE GUIDE

SAS ENTERPRISE GUIDE 7.1

- **SAS System Options Viewer**
- **SAS Macro Variable Viewer**
- Program **"History"**
  - Gemme versioner af et program
  - Overblik over ændringer i et program
- Smart **fremhævning** af kode

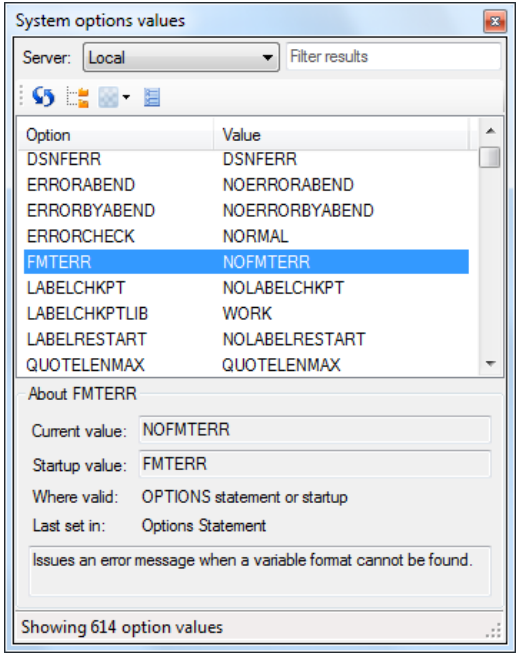

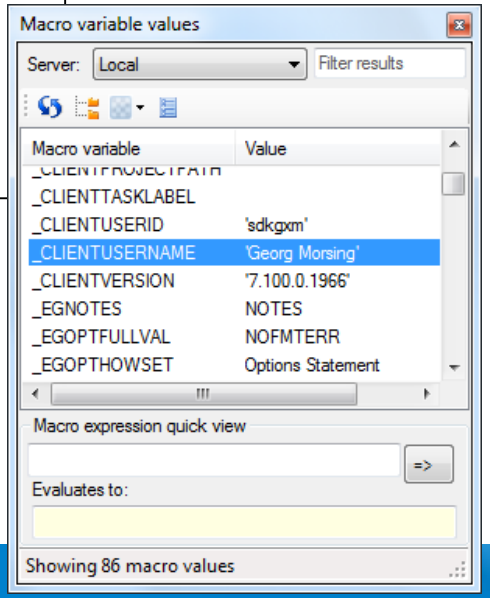

Copyright © 2014, SAS Institute Inc. All rights reserved.

AUTOMATISK OPDATERING AF SAS SOFTWARE

- SAS Enterprise Guide 7.1
- SAS Add-In for Microsoft Office 7.1

- Rettelser (hitfix)
- Nye muligheder i softwaren

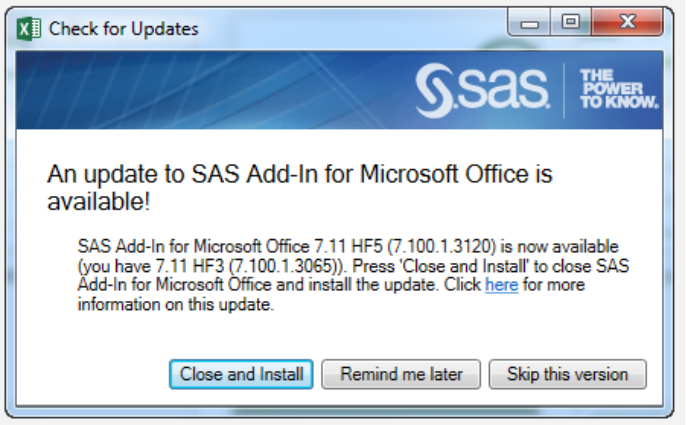

Læs mere her

Copyright © 2014, SAS Institute Inc. All rights reserved.

SAS ENTERPRISE GUIDE 7.12 – NYHEDER

Ny Zoom feature

- Program, Log, Data, HTML

- Ctrl +
- Ctrl –
- Ctrl+MouseWheel

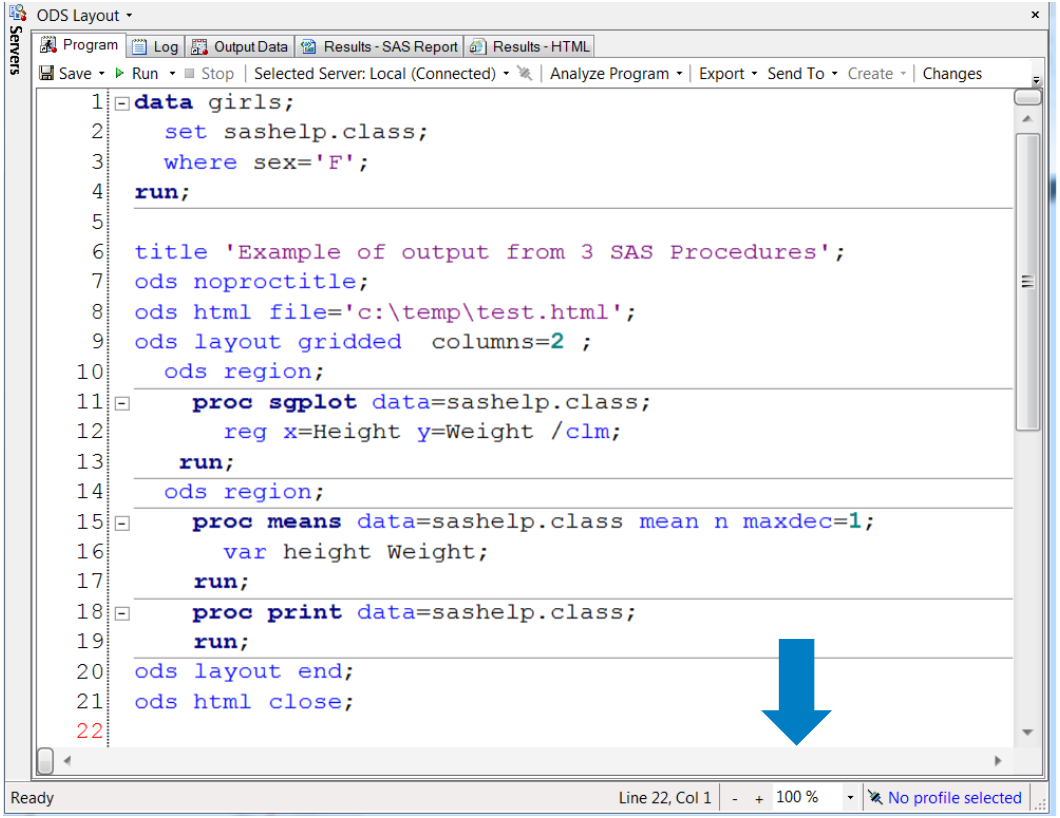

Copyright © 2014, SAS Institute Inc. All rights reserved.

SAS ENTERPRISE GUIDE – NYHEDER FRA 7.11 TIL 7.12

SAS Enterprise Guide 7.12 shipped in February 2016
http://support.sas.com/software/products/guide/index.html

Nyheder 6.1, 7.1, 7.11, 7.12
http://support.sas.com/documentation/cdl/en/whatsnew/64788/HTML/default/viewer.htm#p0q1rc7ws0dfwmn1q4u8n644exsx.htm

Skriv selv din begrænsning af rækker (where sætning)

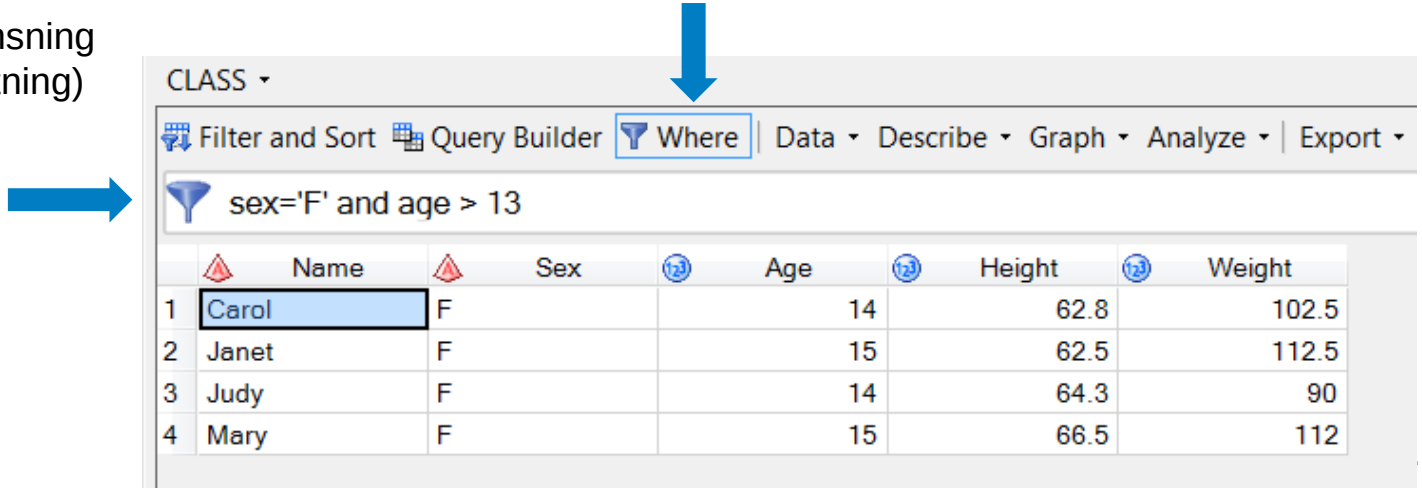

Copyright © 2014, SAS Institute Inc. All rights reserved.

AUTOCOMPLETE KEYS

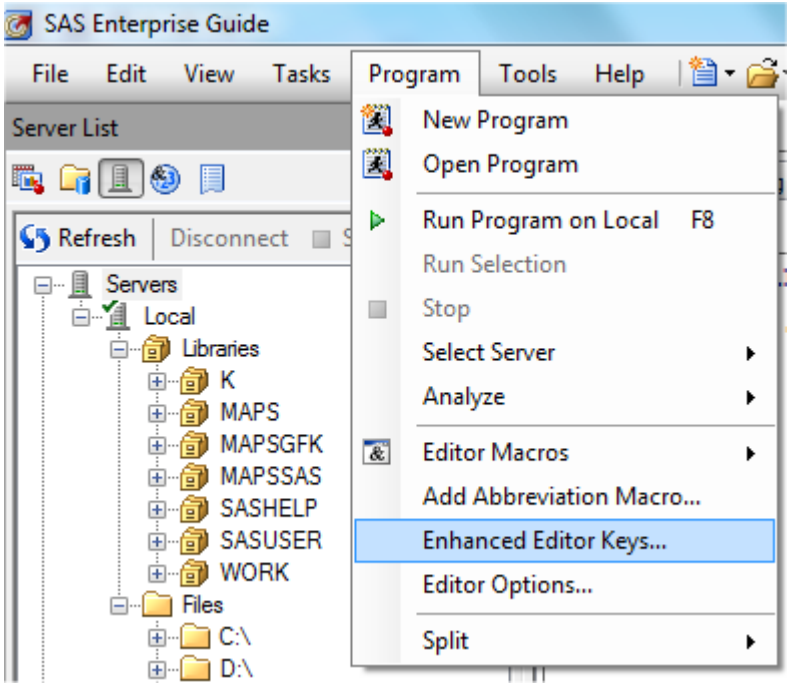

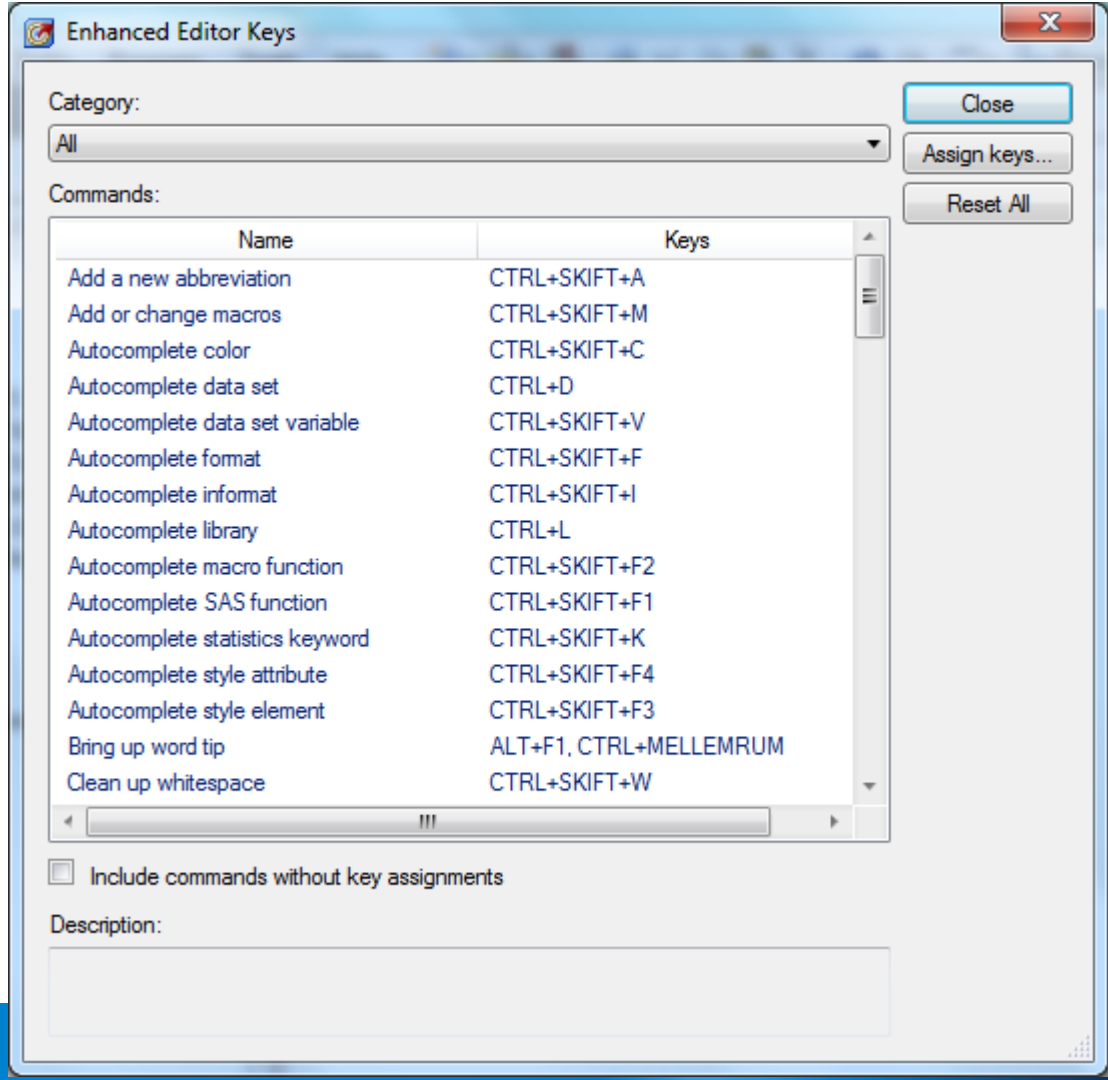

Name	Keys
Add a new abbreviation	CTRL+SKIFT+A
Add or change macros	CTRL+SKIFT+M
Autocomplete color	CTRL+SKIFT+C
Autocomplete data set	CTRL+D
Autocomplete data set variable	CTRL+SKIFT+V
Autocomplete format	CTRL+SKIFT+F
Autocomplete informat	CTRL+SKIFT+I
Autocomplete library	CTRL+L
Autocomplete macro function	CTRL+SKIFT+F2
Autocomplete SAS function	CTRL+SKIFT+F1
Autocomplete statistics keyword	CTRL+SKIFT+K
Autocomplete style attribute	CTRL+SKIFT+F4
Autocomplete style element	CTRL+SKIFT+F3
Bring up word tip	ALT+F1, CTRL+MELLEMRUM
Clean up whitespace	CTRL+SKIFT+W

Copyright © 2014, SAS Institute Inc. All rights reserved.

SAS Enterprise Guide Keyboard shortcuts

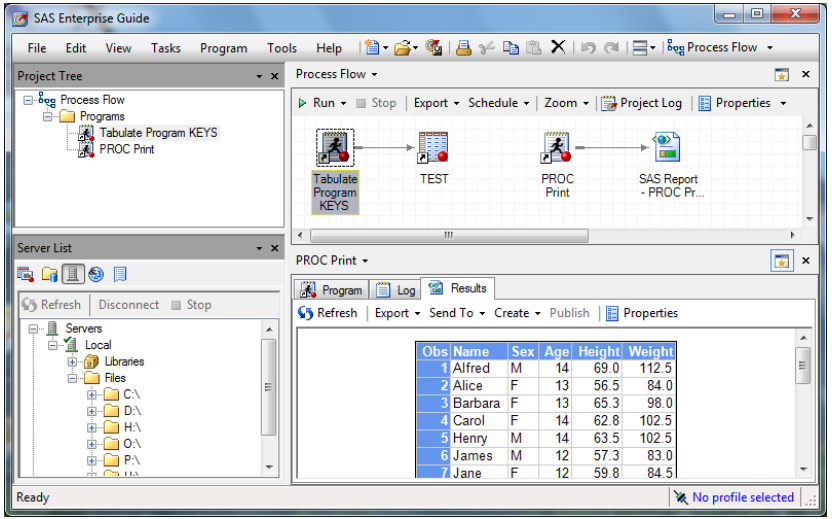

Autocompletion	Keyboard Shortcut
Libraries	CTRL + L
Data sets - DATA STEP	CTRL + D
Column names	CTRL + SHIFT + V
Formats	CTRL + SHIFT + F
Funktions	CTRL + SHIFT + F1
Colors	CTRL + SHIFT + C
Statistical keyword	CTRL + SHIFT + K
Style attributes	CTRL + SHIFT + F4
Macro functions	CTRL + SHIFT + F2

General	Keyboard Shortcut
Maximize editor	CTRL + M
Next tab	CTRL + TAB
Next window	F6
Display Process flow / Program	F4
Run selected code	F3
Run selected code	F8
Format code	CTRL + I
Menu bar	F10
Object properties	ALT + ENTER
Close window	SHIFT + ESC

Editing	Keyboard Shortcut
Copy	CTRL + C
Cut	CTRL + X
Paste	CTRL + V
Undo	CTRL + Z
Select all	CTRL + A
Move top	CTRL + HOME
Move end	CTRL + END

Copyright © 2014, SAS Institute Inc. All rights reserved.

THE POWER TO KNOW.

DEN NYE SAS®-PROGRAM-EDITOR

Mere information:

- 2 tips til effektiv SAS-programmering
- Det gode SAS-program #5: Program Editor
- SAS® 9.4 – Log Summary
- Tag temperaturen på dine data – på et nanosekund!

- SAS® Enterprise Guide® 4.3: Finally a Programmer's Tool
- New Goodies for SAS Programmers in SAS® Enterprise Guide® 4.3
- SAS® Enterprise Guide® Online Documentation

Copyright © 2014, SAS Institute Inc. All rights reserved.

GEORG.MORSING@SAS.COM

THE POWER TO KNOW.

Copyright © 2013, SAS Institute Inc. All rights reserved.