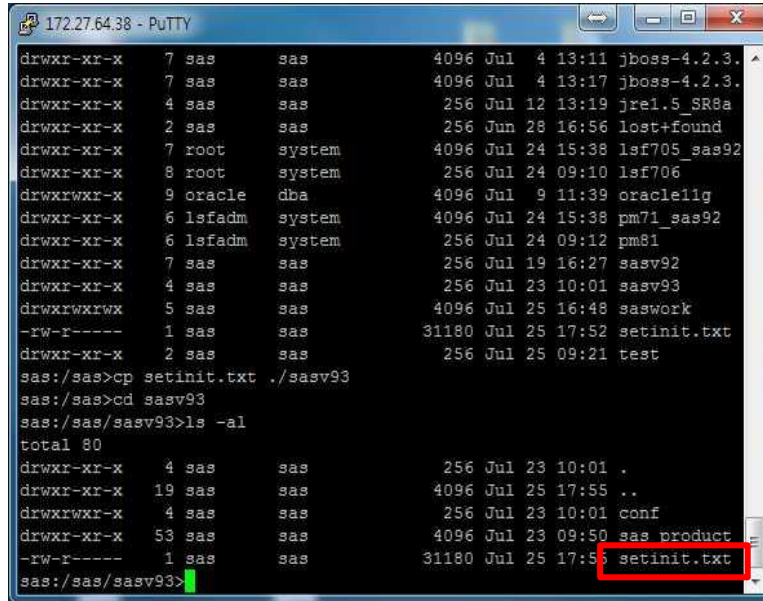


SAS 9.3 Unix 갱신가이드



●BASE 라이선스 갱신

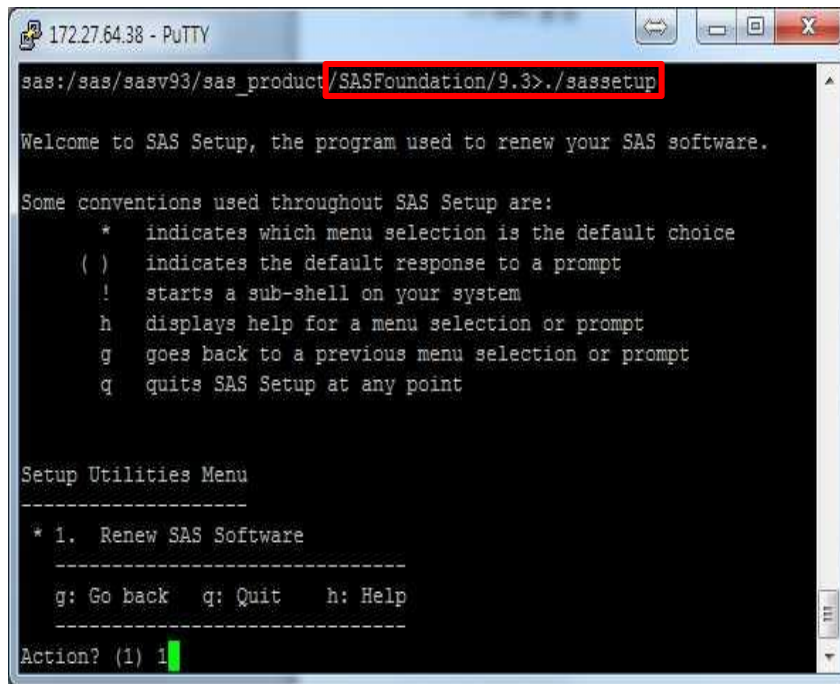
- SAS 서버로 로그인 (SAS 설치 아이디 - 예) 설치아이디 : sas, sasinst, sasadm
- 갱신할 라이선스 파일 서버로 업로드
(업로드시 SAS 설치계정 및 setinit.txt 이름으로 라이선스 파일 업로드)



```
172.27.64.38 - PuTTY
drwxr-xr-x  7 sas  sas  4096 Jul  4 13:11 jboss-4.2.3.
drwxr-xr-x  7 sas  sas  4096 Jul  4 13:17 jboss-4.2.3.
drwxr-xr-x  4 sas  sas  256  Jul 12 13:19 jre1.5_SR0a
drwxr-xr-x  2 sas  sas  256  Jun 28 16:56 lost+found
drwxr-xr-x  7 root  system 4096 Jul 24 15:38 lsf705_sas92
drwxr-xr-x  8 root  system 256  Jul 24 09:10 lsf706
drwxrwxr-x  9 oracle dba    4096 Jul  9 11:39 oracle11g
drwxr-xr-x  6 lsfadm system 4096 Jul 24 15:38 pm71_sas92
drwxr-xr-x  6 lsfadm system 256  Jul 24 09:12 pm81
drwxr-xr-x  7 sas  sas  256  Jul 19 16:27 sasv92
drwxr-xr-x  4 sas  sas  256  Jul 23 10:01 sasv93
drwxrwxrwx  5 sas  sas  4096 Jul 25 16:48 saswork
-rw-r----- 1 sas  sas  31180 Jul 25 17:52 setinit.txt
drwxr-xr-x  2 sas  sas  256  Jul 25 09:21 test
sas:/sas>cp setinit.txt ./sasv93
sas:/sas>cd sasv93
sas:/sas/sasv93>ls -al
total 80
drwxr-xr-x  4 sas  sas  256 Jul 23 10:01 .
drwxr-xr-x 19 sas  sas  4096 Jul 25 17:55 ..
drwxrwxr-x  4 sas  sas  256 Jul 23 10:01 conf
drwxr-xr-x 53 sas  sas  4096 Jul 23 09:50 sas product
-rw-r----- 1 sas  sas  31180 Jul 25 17:52 setinit.txt
sas:/sas/sasv93>
```

●BASE 라이선스 갱신

- SAS HOME(<SAS설치경로>/sashome/SASFoundation/9.3 : 고객사마다 디렉토리는 상이함) 이동한 후 ./sassetup 실행



```
172.27.64.38 - PuTTY
sas:/sas/sasv93/sas_product/SASFoundation/9.3>./sassetup

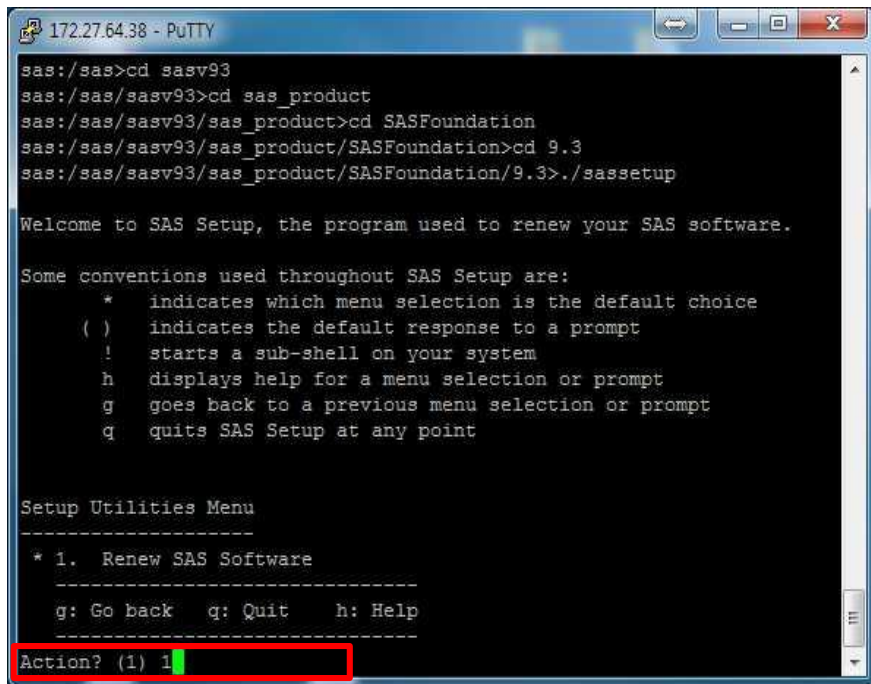
Welcome to SAS Setup, the program used to renew your SAS software.

Some conventions used throughout SAS Setup are:
 * indicates which menu selection is the default choice
 ( ) indicates the default response to a prompt
 ! starts a sub-shell on your system
 h displays help for a menu selection or prompt
 g goes back to a previous menu selection or prompt
 q quits SAS Setup at any point

Setup Utilities Menu
-----
 * 1. Renew SAS Software
-----
 g: Go back  q: Quit  h: Help
-----
Action? (1) 1
```

●BASE 라이선스 갱신

- 1번 Renew SAS Software (1입력 후 Enter)



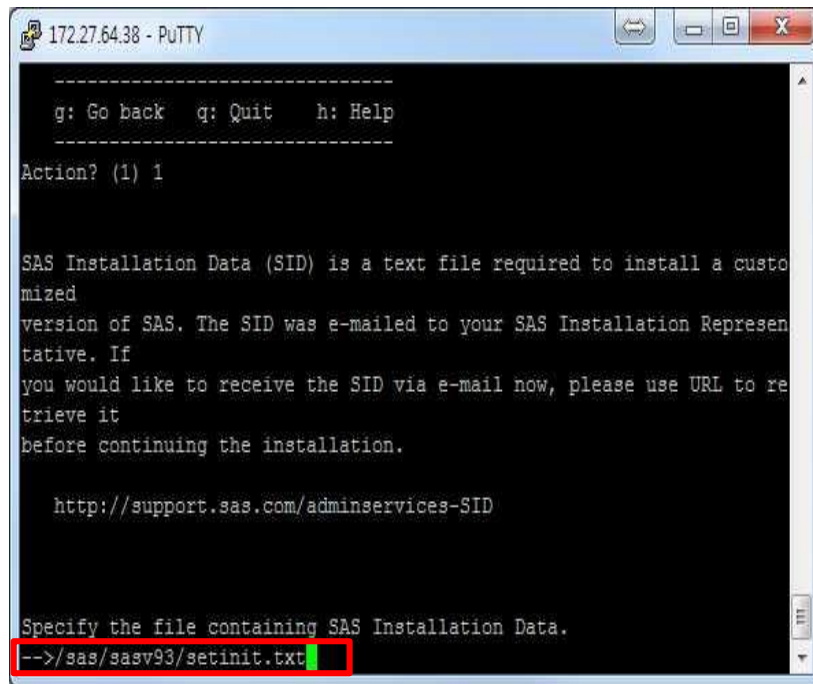
```
172.27.64.38 - PuTTY
sas:/sas>cd sasv93
sas:/sas/sasv93>cd sas_product
sas:/sas/sasv93/sas_product>cd SASFoundation
sas:/sas/sasv93/sas_product/SASFoundation>cd 9.3
sas:/sas/sasv93/sas_product/SASFoundation/9.3>./sassetup

Welcome to SAS Setup, the program used to renew your SAS software.

Some conventions used throughout SAS Setup are:
 * indicates which menu selection is the default choice
 ( ) indicates the default response to a prompt
 ! starts a sub-shell on your system
 h displays help for a menu selection or prompt
 g goes back to a previous menu selection or prompt
 q quits SAS Setup at any point

Setup Utilities Menu
-----
* 1. Renew SAS Software
-----
g: Go back  q: Quit  h: Help
-----
Action? (1) 1
```

- 갱신할 라이선스 파일 경로 및 파일명 입력 후 Enter
ex) /sas/setinit.txt



```
172.27.64.38 - PuTTY
-----
g: Go back  q: Quit  h: Help
-----
Action? (1) 1

SAS Installation Data (SID) is a text file required to install a customized version of SAS. The SID was e-mailed to your SAS Installation Representative. If you would like to receive the SID via e-mail now, please use URL to retrieve it before continuing the installation.

http://support.sas.com/adminservices-SID

Specify the file containing SAS Installation Data.
-->/sas/sasv93/setinit.txt
```

●BASE 라이선스 갱신

- 완료 메시지 확인 후 q를 눌러 sassetup 프로그램 종료 및 확인을 위해 SAS 실행(./sas -nodms)

```
172.27.64.38 - PuTTY
Applying SAS Installation Data
Please wait...
SAS Installation Data application is complete.

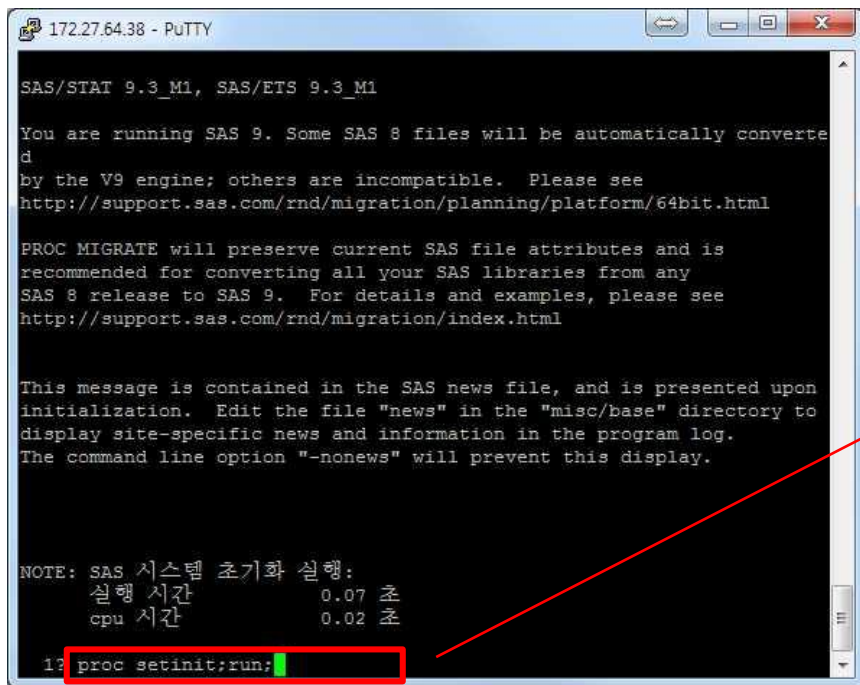
-----
Setup Utilities Menu
-----
* 1. Renew SAS Software
-----
g: Go back  q: Quit  h: Help
-----
Action? (1) q

Do you want to exit the SAS installation? (N)
-->y
Please review your installation log file, found in:
/sas/sasv93/sas_product/SASFoundation/9.3/install/admin/logs/install
_log_120705.001

Exiting SAS Setup...
sas:/sas/sasv93/sas_product/SASFoundation/9.3 ./sas -nodms
```

●BASE 라이선스 갱신

- proc setinit; run; 입력 후 Enter > 갱신날짜 확인



```
172.27.64.38 - PUTTY
SAS/STAT 9.3_M1, SAS/ETS 9.3_M1

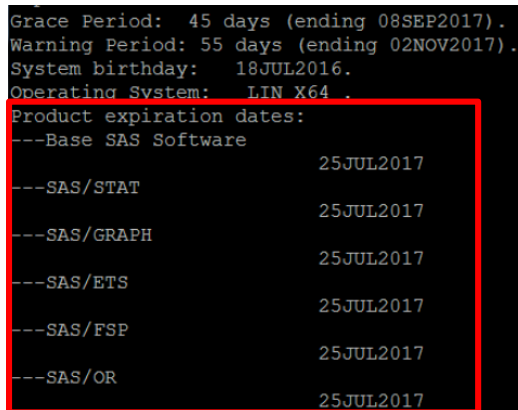
You are running SAS 9. Some SAS 8 files will be automatically converted
d
by the V9 engine; others are incompatible. Please see
http://support.sas.com/rnd/migration/planning/platform/64bit.html

PROC MIGRATE will preserve current SAS file attributes and is
recommended for converting all your SAS libraries from any
SAS 8 release to SAS 9. For details and examples, please see
http://support.sas.com/rnd/migration/index.html

This message is contained in the SAS news file, and is presented upon
initialization. Edit the file "news" in the "misc/base" directory to
display site-specific news and information in the program log.
The command line option "-nonews" will prevent this display.

NOTE: SAS 시스템 초기화 실행:
실행 시간      0.07 초
cpu 시간      0.02 초

1: proc setinit;run;
```



```
Grace Period: 45 days (ending 08SEP2017).
Warning Period: 55 days (ending 02NOV2017).
System birthday: 18JUL2016.
Operating System: LIN X64 .
Product expiration dates:
---Base SAS Software          25JUL2017
---SAS/STAT                   25JUL2017
---SAS/GRAPH                   25JUL2017
---SAS/ETS                     25JUL2017
---SAS/FSP                     25JUL2017
---SAS/OR                      25JUL2017
```

감사합니다

