

Das Webinar@Lunchtime beginnt in Kürze.

Verwenden Sie die Widgets am Bildschirmrand für folgende Aktionen:



Stellen Sie Fragen
während des Webinars mit dem
Q&A widget.



Geben Sie uns Feedback
mit dem Survey widget.



Technische Hilfe
ist über das Help widget verfügbar.



Minimieren oder Maximieren
eines Widgets



Größe eines Widgets ändern
durch Ziehen an der unteren rechten Ecke.

Webinar@Lunchtime

Promotion von SAS 9 zu SAS Viya



Herzlich Willkommen bei Webinar@Lunchtime



Moderation

Anne K. Bogner-Hamleh

SAS Institute GmbH
Sr Customer Training Advisor

Xing-Profil:

http://www.xing.com/profile/AnneKatrin_BognerHamleh?key=0.0



Training


Gregor Herrmann

SAS Institute GmbH
Principal Business Solutions
Manager

Xing-Profil:

https://www.xing.com/profile/Gregor_Herrmann/cv

Hinweise zum Ablauf des Webinars:

- Teilnehmer sind automatisch “stumm” geschaltet
- Sie können Fragen stellen mit dem Widget 
- Die Veranstaltung wird aufgezeichnet und mit den Unterlagen auf www.sas.de/lunchtime zur Verfügung gestellt



Promotion von SAS 9 zu SAS Viya

Preliminary Considerations

- Check hardware & software requirements
- Moving from Flash to HTML5: no support for Internet Explorer 11
- Running two versions of SAS Visual Analytics in parallel for a limited time?
- Clients already running Windows 10: have you considered using the SAS Visual Analytics App for report viewing?

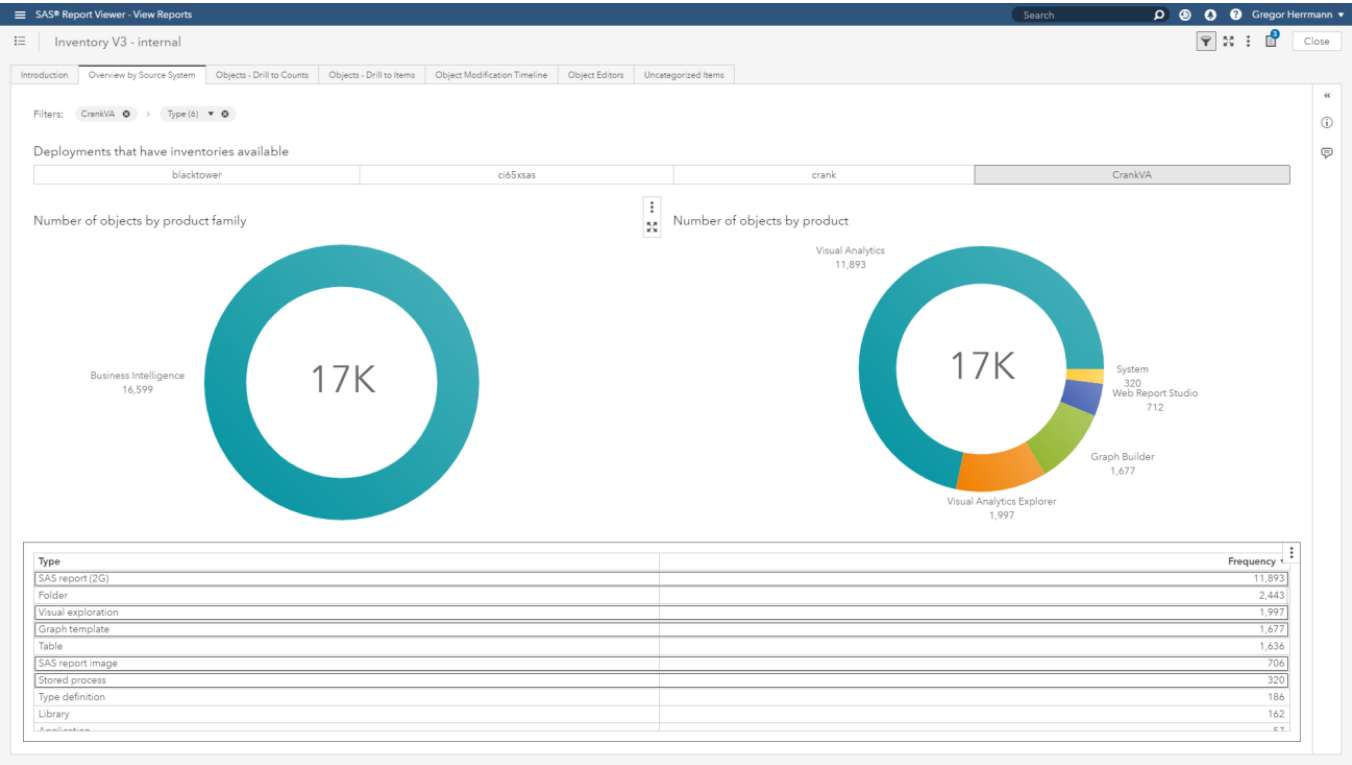
Step 1

Know what you have in stock

- Content types: reports, explorations, custom themes, data preparation jobs, custom graphs,...
- Know the size of your inventory
- Compare different environments, for example dev versus prod

Step 1

Visual Analytics Inventory Report



Step 2

PRE-PROMOTION TASKS AND CONSIDERATIONS

- Be aware of objects that are not part of the promotion process:
 - Data
 - Custom Formats
 - Custom Themes
 - SAS® Visual Data Builder jobs
 - SAS® Visual Statistics projects

Step 2

PRE-PROMOTION TASKS AND CONSIDERATIONS

- Authorization
 - SAS Viya does not store user information
 - Existence of required users and groups in directory server must be checked prior to applying authorization
 - There are no predefined roles for report authors and report viewers in SAS Viya: comparable functionality can be provided by creating custom groups and applying specific rules in SAS Environment Manager

Step 2

PRE-PROMOTION TASKS AND CONSIDERATIONS

- What about Stored Processes?
 - They can be used as long as the SAS 9 environment is up and running
 - With the next release scheduled for Q4/2019 we will support promotion of Stored Processes to the SAS Job Execution Framework
- What options do I have to replace them?
 - Replace with a standard capability (if possible)
 - Replace it with a data-driven content object
 - Replace it with SAS Job Execution

Step 2

PRE-PROMOTION TASKS AND CONSIDERATIONS

- Auto-Loading
 - Depending on your individual requirements it might no longer be necessary
 - Additional requirements (for example loading, unloading or refreshing data) can be accomplished by making use of the CAS Table State Management Facility
- Custom Themes
 - Have to be recreated in the target environment before promotion

CAS Table State Management

SAS® Environment Manager - Manage Environment

Search Gregor Herrmann

Jobs

Monitoring Scheduling

Jobs Filter

[Reset all](#)

▼ **Date Created** [Reset](#)

Start date:

End date:

▼ **Date Modified** [Reset](#)

Start date:

End date:

Jobs (7)

Search Name

Name	Scheduled	Description	Date Created
Autoload to Public		Imports csv, sas7bdat, and ex...	December 13, 2018 10:08:16 ...
BINARY_BACKUP_SCHEDULE	🕒	This job is created by sas.depl...	October 2, 2018 02:59:17 PM
DEFAULT_BACKUP_SCHEDULE	🕒	This job is created by sas.depl...	October 2, 2018 02:59:13 PM
Sample: Import cas-shared-d...		Imports csv, sas7bdat, and ex...	October 2, 2018 03:06:00 PM
Sample: Load cas-shared-def...		Loads data in cas-shared-defa...	October 2, 2018 03:06:01 PM
Sample: Unload cas-shared-d...	🕒	Unloads infrequently accesse...	October 2, 2018 03:06:01 PM
Unload cas-shared-default De...	🕒	Unloads infrequently accesse...	March 1, 2019 03:08:09 PM

Step 3

EXECUTE THE PROMOTION


- Create the export packages in SAS Management Console or via batch export
- Create the mapping file for users, servers, libraries,... using the transfer command-line interface
- Open the package file in the import window of SAS environment Manager
- Adjust the mappings if needed
- Import the package

Import Window SAS Environment Manager


Import Mapping - Step 2 of 3 Import Close

1 Select source — 2 Mapping — 3 Finish

Change the mappings by selecting different target servers, caslibs, and tables. The resulting mapping file can be saved to the downloads location specified in your browser settings.

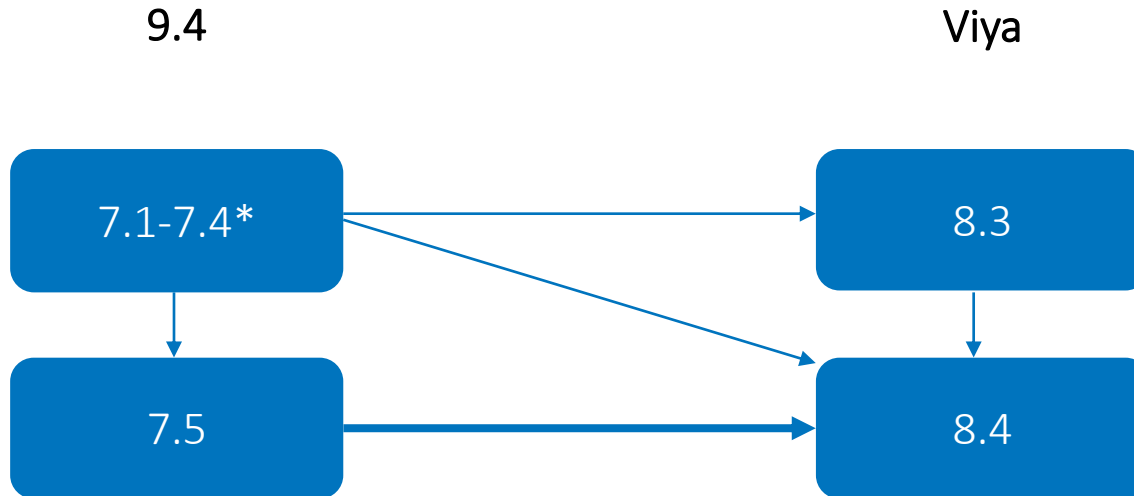
Combine with an existing mapping file: 

Last saved mapping file: SGF19

Table Mappings Substitution Properties Additional Mappings Show locale column ?  Reset

Source	Mapping	Target Server	Target Caslib	Target Table	Exists
Shared Data/LASR	◆		demodata ▼		✓
SIMPLE_PATH	◆	cas-shared-default ▼	demodata ▼	SIMPLE_PATH ▼	✓
INSIGHTTOY	◆	cas-shared-default ▼	demodata ▼	INSIGHTTOY5 ▼	✓
CLASS	◆	cas-shared-default ▼	Public ▼	CLASS ▼	✓
GARTNER	◆	cas-shared-default ▼	demodata ▼	GARTNER ▼	✓
MEGACORP5_4M	◆	cas-shared-default ▼	demodata ▼	MEGACORP ▼	✓
SCHEDULECHART_SIMP	◆	cas-shared-default ▼	demodata ▼	SCHEDULECHART_SIMPLI ▼	✓

Promotion Support Matrix



- pre-7.x content will be promoted as best we can
- VS projects (6.4 or 7.1) must be promoted to VAE Explorations at 7.2-7.4


Summary

- Review your inventory with a focus on redesign (this requires a good knowledge of the capabilities of the current version of SAS Visual Analytics)
- Make a comprehensive assessment of your existing environment
- Make sure you have completed all your preliminary tasks
- Backup your existing content

More Information

- [SAS® Viya® Administration Essentials](#)
27. – 28.11. Heidelberg
- [SAS® Viya® Administration: Enhanced Tasks](#)
09. – 10.12. Wien (auf Englisch)
12. - 13.12. Heidelberg (auf Englisch)

Fragen?



Vielen Dank für Ihre Teilnahme!



[Home](#)

[Agenda](#)

[Pre-Conference Kurse](#)

[Veranstaltungsort](#)

[Anmeldung](#)

SAS® Praxistage für SAS® Administratoren

14. und 15. November 2019 | Heidelberg

Pre-Conference Kurs (13.11. 9:30 – 14.11. 12:30)

[Administration der SAS 9.4 Plattform – Praktische Erfahrungen & Tipps](#)





Nächstes Webinar@Lunchtime:

28 . November 2019



Folien zum Download unter www.sas.de/lunchtime



Besten Dank für Ihr Feedback 😊

sas.com