



How to Create a Professional PDF Report with ODS Layout

Stephen Hanks

17th May 2011

Agenda

- Why PDF and ODS Layout?
- Simple ODS PDF
- Putting It All On One Page With ODS Layout
- Improvements to the Appearance
- Contact Details

Agenda

- Why PDF and ODS Layout?
- Simple ODS PDF
- Putting It All On One Page With ODS Layout
- Improvements to the Appearance
- Contact Details

Why PDF and ODS Layout

Problem:

- Many detailed reports
- No summary or easy to understand reports
- Low profile in organisation and with clients

Options:

- Update the current reports to be more user friendly
- Create an additional 1 page dashboard style report for each client

Solution:

Create an Additional 1 Page Dashboard Style Report

Why PDF and ODS Layout

Problem:

- Need to create one page report with graphs and data
- Need to be distributed both internally and externally
- Restricted access to web reports externally

Options:

- Web Report
- Email HTML Report
- Email a PDF Report

Solution:

Email a PDF Report

Why PDF and ODS Layout

Problem:

- Need to create one page PDF report
- Need to include graphs and data
- Needs to look professional

Options:

- Create graphs and use Proc Greplay for report
- Many PDF formatting options included in the code
- Use ODS Layout

Solution:

Use ODS Layout

Why PDF and ODS Layout

Note - SAS ODS Layout is Experimental in both SAS 9.1 and 9.2

This Means:

- Limited Documentation – however, there are many papers available on the Web
- Code may need to change between versions of SAS
- No or minimal help from technical support
- In 9.1 some examples from papers on the Web do not work
- This paper only includes options available in SAS 9.1

Use ODS Layout is Experimental but Available in Both SAS 9.1 and 9.2

Agenda

- Why PDF and ODS Layout?
- Simple ODS PDF
- Putting It All On One Page With ODS Layout
- Improvements to the Appearance
- Contact Details

Simple ODS PDF

Code For Simple ODS Report

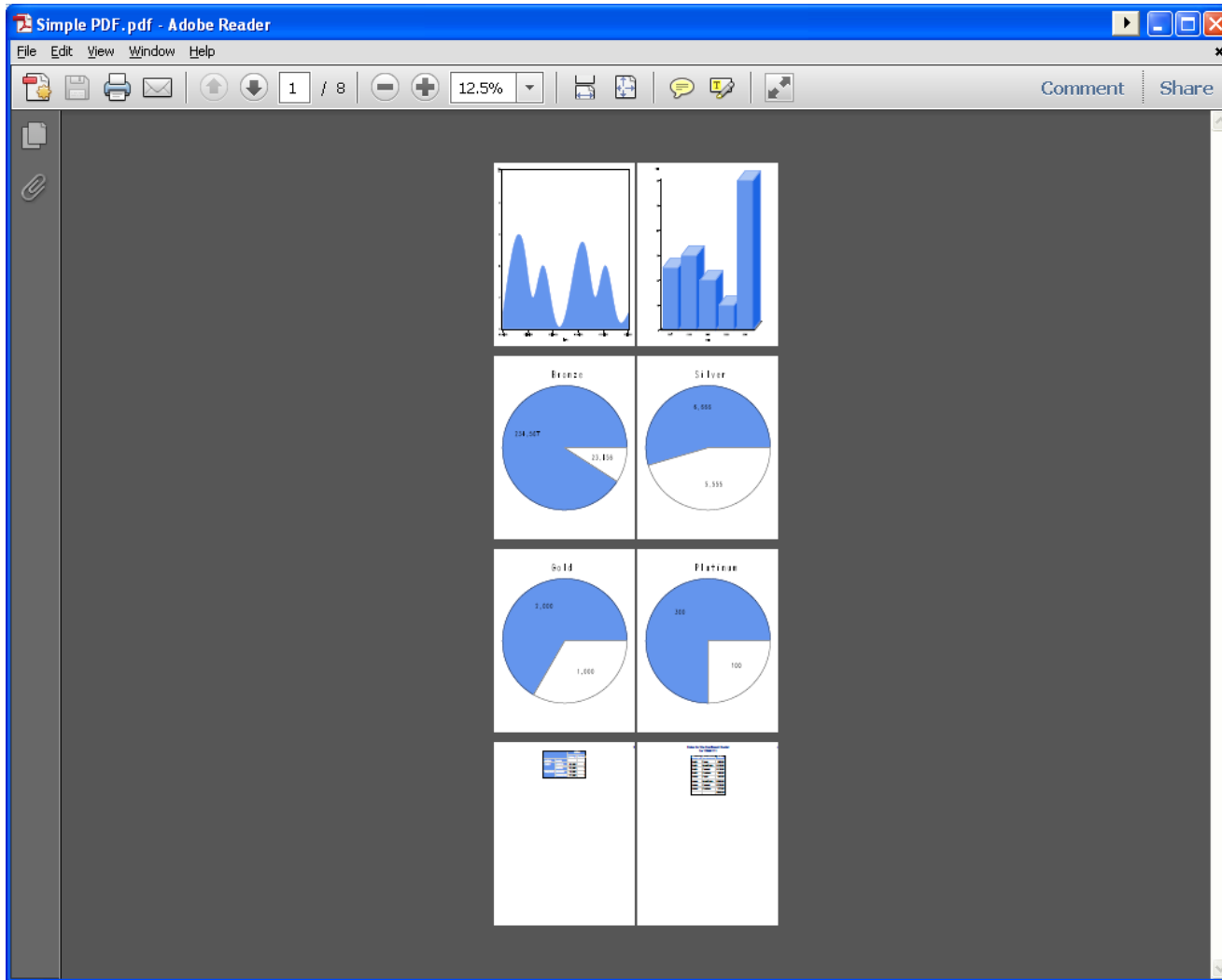
```
ods pdf file="H:\ODS Layout Paper\Simple PDF.pdf" notoc  
  style=sasweb;
```

```
%graph1;  
%graph2;  
%graph3(tier=Bronze);  
%graph3(tier=Silver);  
%graph3(tier=Gold);  
%graph3(tier=Platinum);  
%table;  
%report;
```

```
ODS PDF Close;  
ODS listing;
```

Note: Macros have been set up to keep code to a minimum in the presentation.
Due to client confidentiality I have used graphs and a table from SAS documentation.

Simple ODS PDF



Agenda

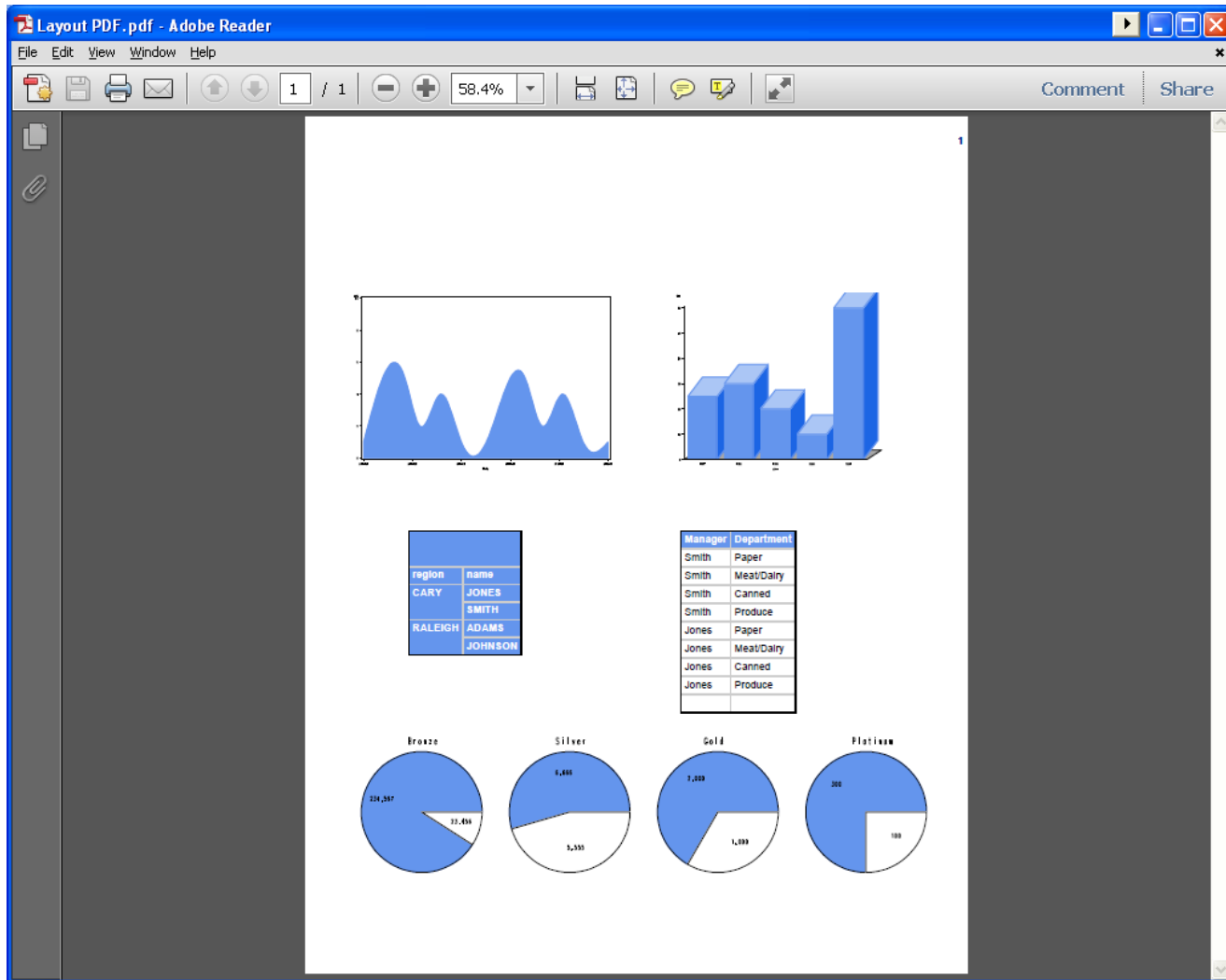
- Why PDF and ODS Layout?
- Simple ODS PDF
- Putting It All On One Page With ODS Layout
- Improvements to the Appearance
- Contact Details

Putting in All On 1 Page

ODS Layout Code

```
ods listing close;  
ods pdf file="H:\ODS Layout Paper\Layout PDF.pdf" notoc startpage=never  
    style=sasweb fontscale=75;  
  
ods layout start width=8.3in height=11.7in;  
  
ods region x=0.5in y=1.7in height=2.3in width=3.5in;  
%graph1;  
ods region x=4.25in y=1.7in height=2.3in width=3.5in;  
%graph2;  
  
etc..
```

Putting in All On 1 Page



Agenda

- Why PDF and ODS Layout?
- Simple ODS PDF
- Putting It All On One Page With ODS Layout
- Improvements to the Appearance
- Contact Details

Improvements to The Appearance

Add Title and Logo:

```
ods region x=0.5 pct height=100 pct  
y=0 pct width =100 pct;
```

```
ods pdf text="^S={preimage='F:\SASData\Decision  
Science\Admin\Images\carlsonlogo.bmp}";  
title1 h=0.40in "ODS Layout Demo";  
title2 h=0.20in "This is making the report look a little better";
```

```
proc gslide;  
run;  
quit;
```

Improvements to The Appearance

Move Tiles from Graphs To Text Object:

```
TITLE1 h=0.33in "Graph One - With Title";  
ods region x=0.25in y=1.55in height=2.6in width=4.55in;
```

```
proc gslide;  
run;  
quit;
```

```
title1;
```

```
ods region x=0.5in y=1.7in height=2.3in width=3.5in;  
%graph1;
```

Improvements to The Appearance

Layout PDF Final.pdf - Adobe Reader

File Edit View Window Help

1 / 1 58.4%

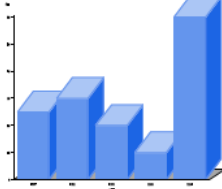
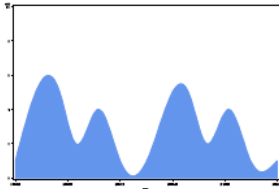
Comment Share

carlson marketing

ODS Layout Demo

This is making the report look a little better


Graph One - With Title




Region	Name	Sales \$	Sales #
CARY	JONES	30,000	2
	SMITH	32,000	2
RALEIGH	ADAMS	18,000	2
	JOHNSON	27,000	2

Manager	Department	Sales
Smith	Paper	\$50.00
Smith	Meat/Dairy	\$100.00
Smith	Canned	\$120.00
Smith	Produce	\$80.00
Jones	Paper	\$40.00
Jones	Meat/Dairy	\$200.00
Jones	Canned	\$220.00
Jones	Produce	\$70.00
		\$980.00


Bronze




Silver



Gold



Platinum



Agenda

- Why PDF and ODS Layout?
- Simple ODS PDF
- Putting It All On One Page With ODS Layout
- Improvements to the Appearance
- References and Contact Details

References

- <http://support.sas.com/rnd/base/early-access/>
- support.sas.com/rnd/base/early-access/layout.ppt
- <http://support.sas.com/resources/papers/proceedings10/216-2010.pdf>
- <http://www2.sas.com/proceedings/sugi28/148-28.pdf>

Contact Details

Full Details Of This Paper including the full Code and Examples will be Available On the SNUG Website:

<http://www.sas.com/offices/asiapacific/sp/usergroups/snug/>

Contact Details:

Stephen Hanks

Stephen.hanks@carlsonmarketing.com

(02) 9921 5117