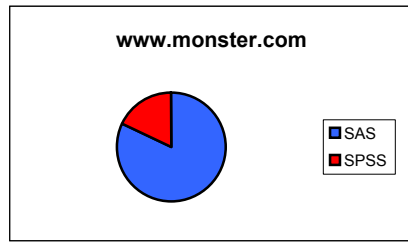


USA

www.monster.com
Query as of 06/25/04

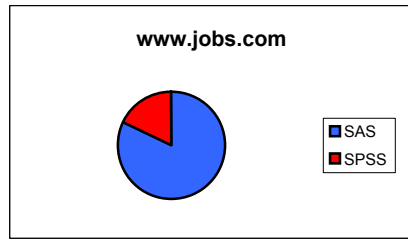
	Results	%
SAS	2006	82%
SPSS	446	18%



USA

www.jobs.com
Query as of 06/25/04

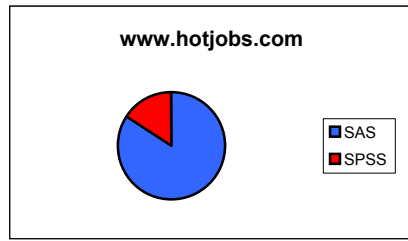
	Results	%
SAS	2849	82%
SPSS	632	18%



USA

www.hotjobs.com
Query as of 06/25/04

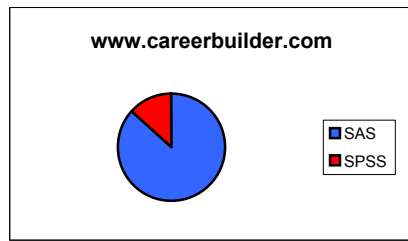
	Results	%
SAS	639	84%
SPSS	119	16%



USA

www.careerbuilder.com
Query as of 07/01/04

	Results	%
SAS	1063	87%
SPSS	164	13%



	SAS	SPSS	Total
www.monster.com	82%	18%	100%
www.jobs.com	82%	18%	100%
www.hotjobs.com	84%	16%	100%
www.careerbuilder.com	87%	13%	100%
www.dice.com	94%	6%	100%
www.jobshark.com	56%	44%	100%
www.workopolis.com	72%	28%	100%
www.jobnet.com.au	88%	12%	100%
www.mycareer.com.au	69%	31%	100%
www.jobsite.co.uk	73%	27%	100%
www.fish4.co.uk	81%	19%	100%
www.monster.com	73%	27%	100%

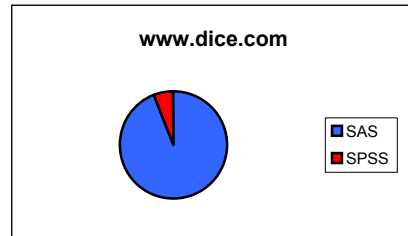
	SAS	SPSS	Total
US	86%	14%	100%
Canada	64%	36%	100%
Australia	78%	22%	100%
UK	75%	25%	100%
Germany	86%	14%	100%
France	98%	2%	100%
Denmark	100%	0%	100%
Spain	50%	50%	100%
Italy	100%	0%	100%
Netherlands	53%	47%	100%
Sweedden	100%	0%	100%
Ireland	90%	10%	100%
Finland	100%	0%	100%
Hong Kong	85%	15%	100%

USA

www.dice.com

Query as of 07/01/04

	Results	%
SAS	552	94%
SPSS	35	6%

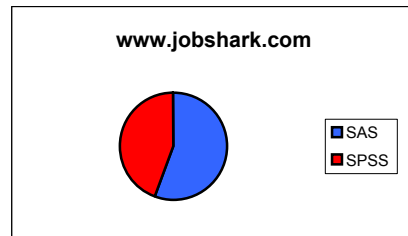


Canada

www.jobshark.com

Query as of 06/25/04

	Results	%
SAS	5	56%
SPSS	4	44%

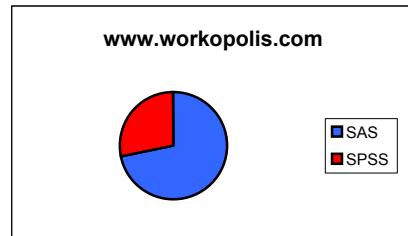


Canada

www.workopolis.com

Query as of 07/01/04

	Results	%
SAS	63	72%
SPSS	25	28%

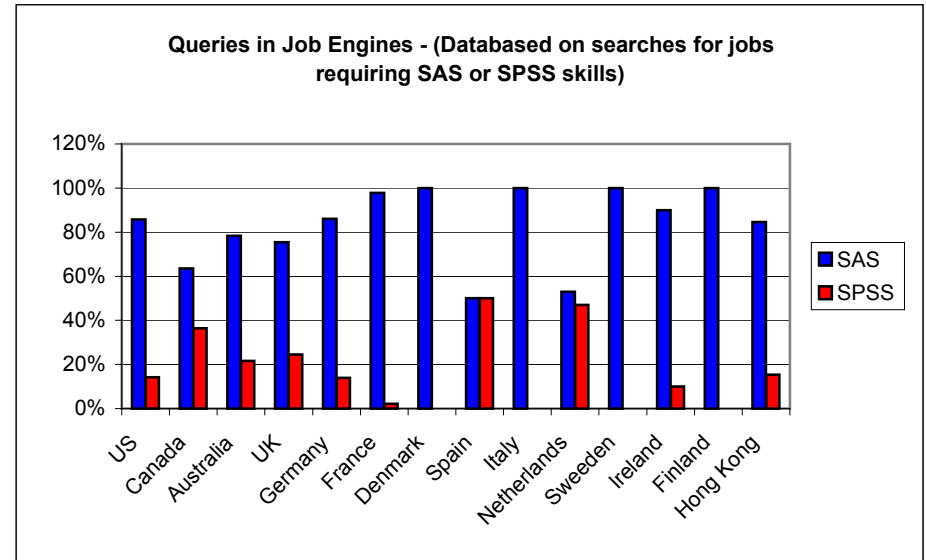
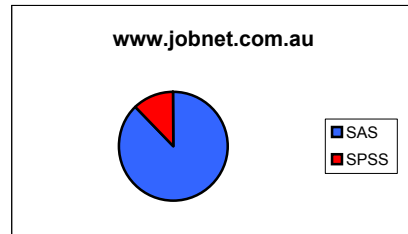


Australia

www.jobnet.com.au

Query as of 06/25/04

	Results	%
SAS	29	88%
SPSS	4	12%

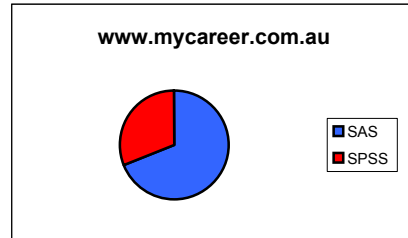


Australia

www.mycareer.com.au

Query as of 07/01/04

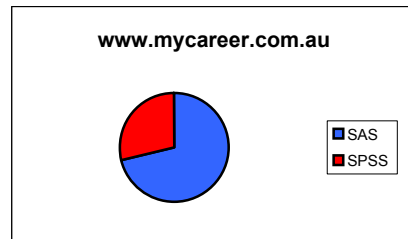
	Results	%
SAS	40	69%
SPSS	18	31%



Australia

www.mycareer.com.au

	Results	%
SAS	71	71%
SPSS	29	29%

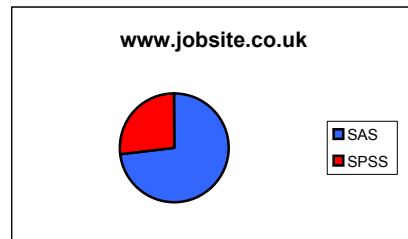


UK

www.jobsite.co.uk

Query as of 07/01/04

	Results	%
SAS	161	73%
SPSS	59	27%

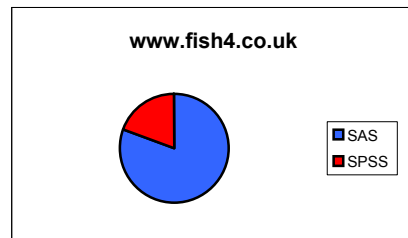


UK

www.fish4.co.uk

Query as of 07/01/04

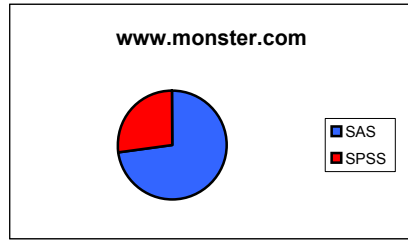
	Results	%
SAS	29	81%
SPSS	7	19%



UK

www.monster.com
Query as of

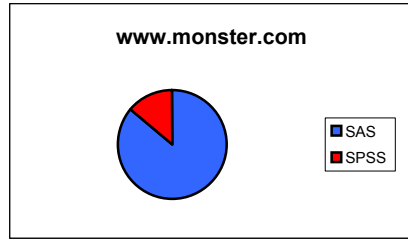
	Results	%
SAS	170	73%
SPSS	64	27%



Germany

www.monster.com
Query as of

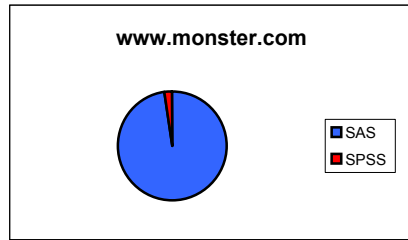
	Results	%
SAS	31	86%
SPSS	5	14%



France

www.monster.com
Query as of

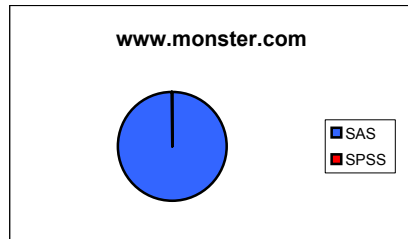
	Results	%
SAS	89	98%
SPSS	2	2%



Denmark

www.monster.com
Query as of

	Results	%
SAS	8	100%
SPSS	0	0%

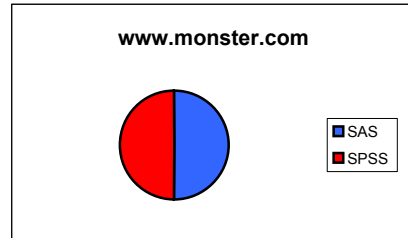


Spain

www.monster.com

Query as of

	Results	%
SAS	2	50%
SPSS	2	50%

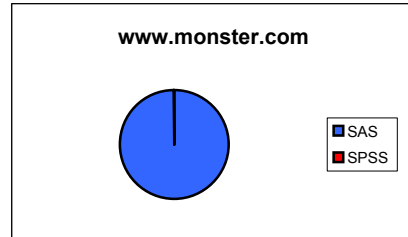


Italy

www.monster.com

Query as of

	Results	%
SAS	10	100%
SPSS	0	0%

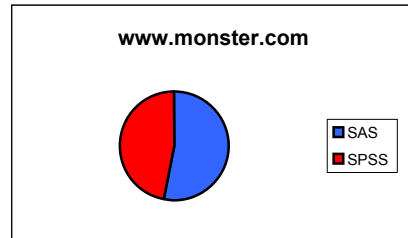


Netherlands

www.monster.com

Query as of

	Results	%
SAS	18	53%
SPSS	16	47%




Sweden

www.monster.com

Query as of

	Results	%
SAS	6	100%
SPSS	0	0%

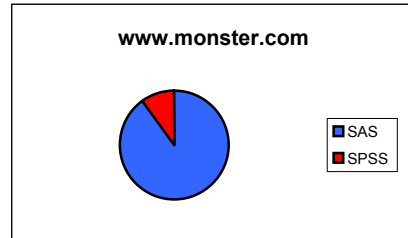


Ireland

www.monster.com

Query as of

	Results	%
SAS	9	90%
SPSS	1	10%

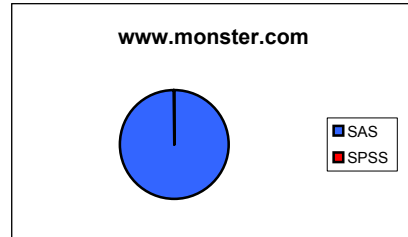


Finland

www.monster.com

Query as of

	Results	%
SAS	1	100%
SPSS	0	0%



Hong Kong

www.fish4.co.uk

	Results	%
SAS	22	85%
SPSS	4	15%

