

The 10 Most Frequently Asked Questions of Exporting to Excel®

Chevell Parker
Technical Support Analyst, SAS Institute Inc.

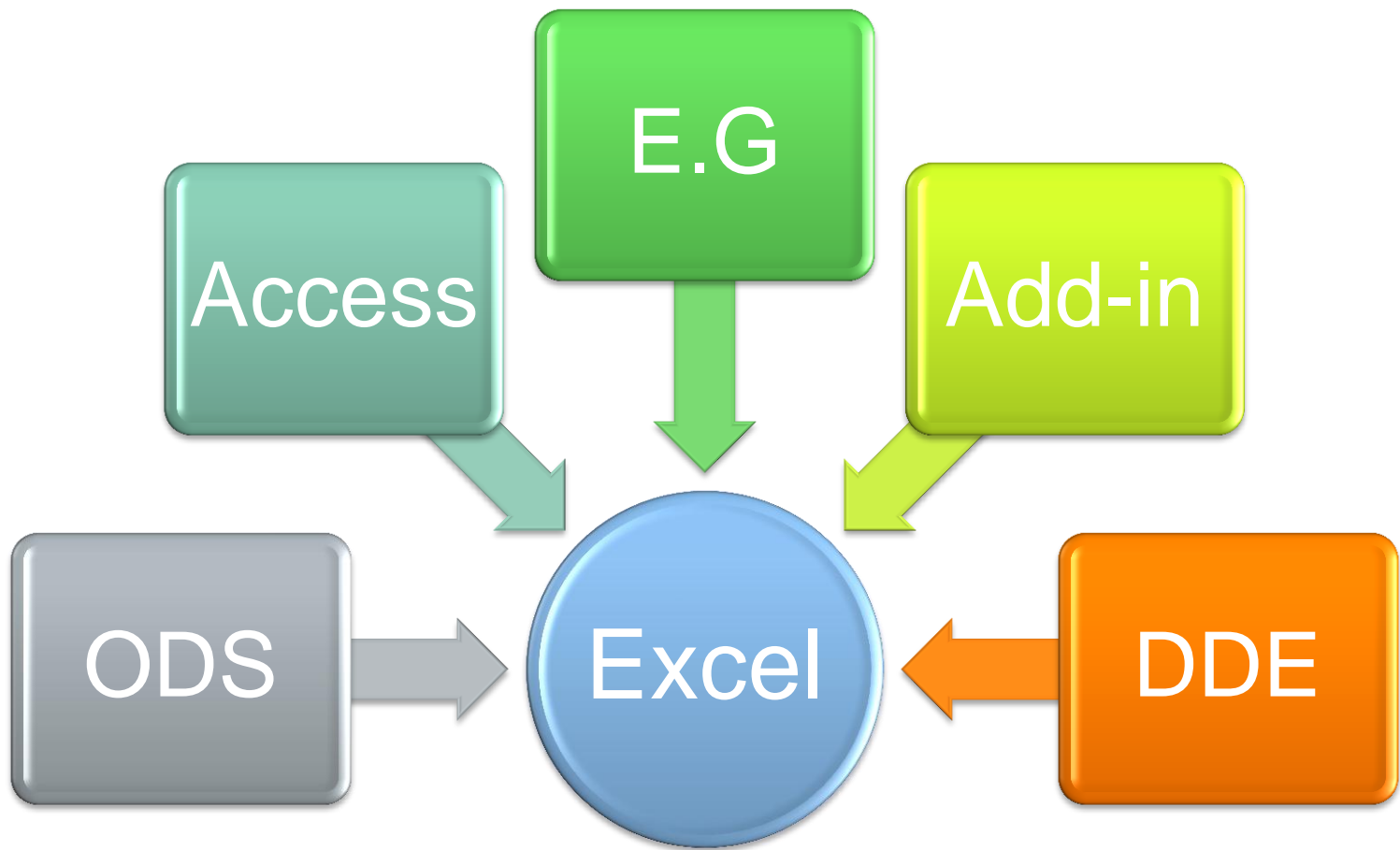


THE
POWER
TO KNOW®

Overview

- Methods used to Export to Excel
- Highlights of Exporting Features
- Top 10 FAQ's

Exporting to Excel



Which Method Should I Use?

- Output Delivery System
 - ExcelXP
 - MSOffice2K
 - CSV
 - Other Custom Tagsets
 - » Tagsets.MSoffice2K_x
 - » Tagsets.TableEditor
- Dynamic Data Exchange
 - Very Flexible
- Proc Export
 - Read/Write Excel file

10. Can I Execute a Visual Basic Macro?

- DDE can be used to execute a Visual Basic macro
- The MSOffice2K_X and the TableEditor tagsets can be used with options
- The Add-in can also be used

```
filename maccmds dde 'excel|system';  
data _null_;  
file maccmds;  
put '[run("timeperiod")]';  
run;
```

9. Can I Panel Output on a Worksheet?

- The HTMLPanel tagset can be used to panel output
- The MSOffice2K_X tagset can be used to Panel output while maintaining style
- DDE can be used to place a table or graph at a specific location on the worksheet

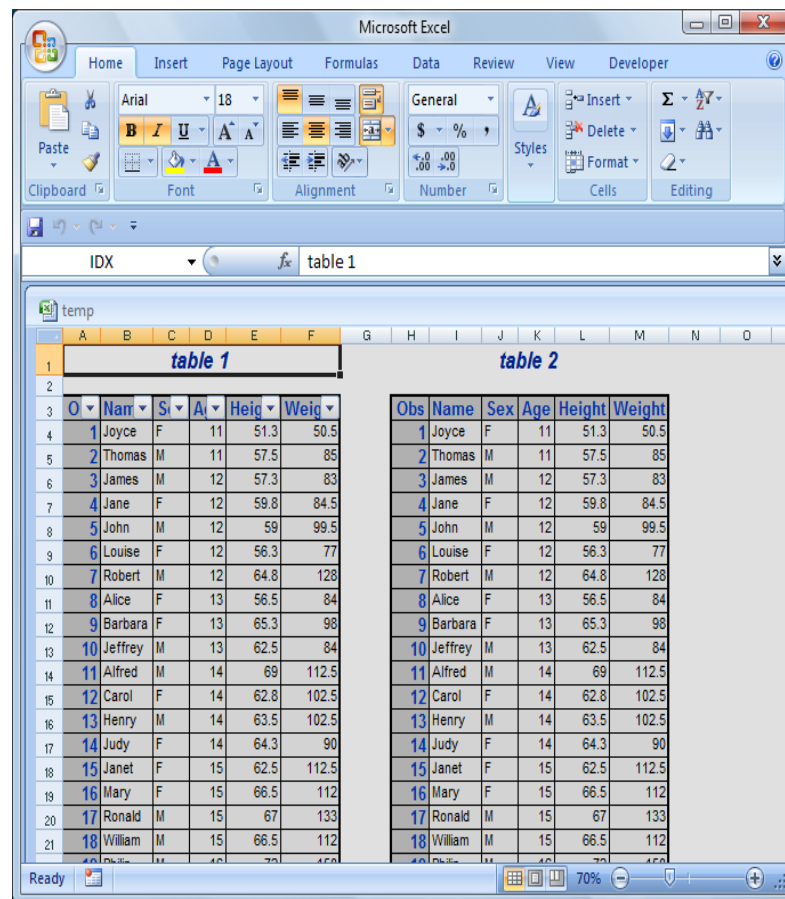
Can I Panel output on a Worksheet (Continued)?

```
ods tagsets.msoffice2k_x file="temp.xls"  
options(panelcols="2"  
        zoom="70"  
        autofilter="yes");
```

```
proc print data=sashelp.class;  
title "table 1";  
run;
```

```
proc print data=sashelp.class;  
title "table 2";  
run;
```

```
ods tagsets.msoffice2k_x close;
```



8. Can I Update an Excel Workbook?

- Typically ODS overwrites output and does not update
- The custom TableEditor tagset allows you to update from windows
- DDE allows you to pass commands to update workbooks and worksheets
- PROC EXPORT and the Excel Libname engine also allows updating

Can I Update an Excel Workbook (Continued) ?

```
libname temp excel 'c:\temp\temp.xls';  
data temp.'one'n;  
    set sashelp.class;  
run;
```

Excel Libname Engine



```
filename CMDS dde 'excel|system';  
data _null_;  
    file CMDS;  
    put '[Open("C:\\temp\\temp.xls")]';  
    put '[workbook.insert("c:\\report1.xls")]';  
    put '[workbook.insert("c:\\report2.xls")]';  
    put '[workbook.insert("c:\\report3.xls")]';  
    put '[workbook.insert("c:\\report4.xls")]';  
    put '[ERROR("FALSE")]';  
    put '[quit()]';  
run;
```

DDE



7. Can Excel Worksheets be Created on Non-Windows Platforms?

- ODS can be used to create files on any operating system
- The SAS/ACCESS product can use the PC File Server for UNIX
- DDE is windows only

6. Can I Add an Image or Logo to the Worksheet?

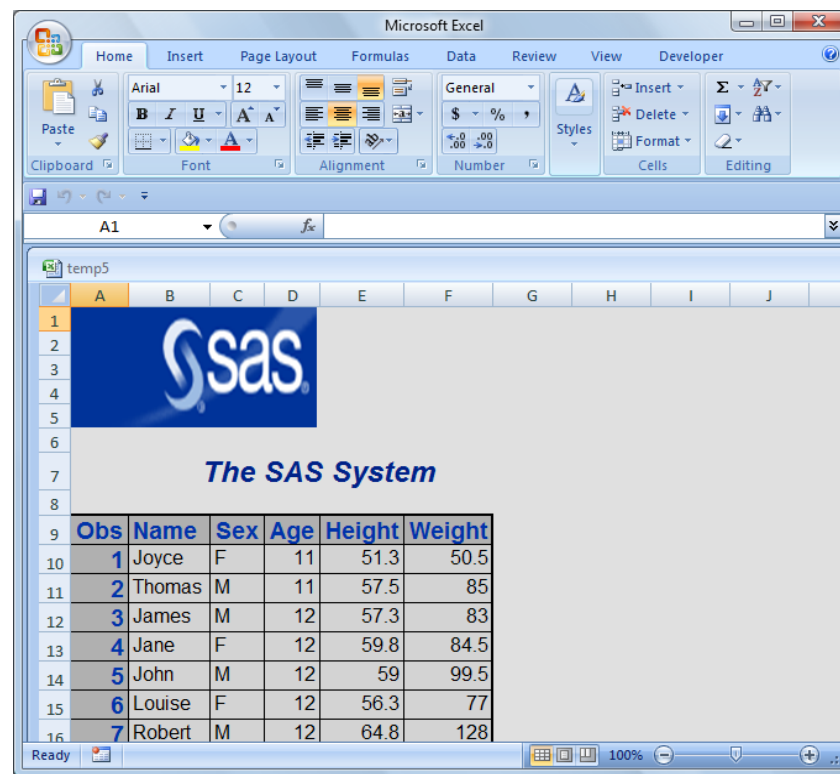
- The ExcelXP destination does not allow images in the current release
- The MSOffice2K destination can use the HEADTEXT= option or a style
- The MSOffice2K_X custom tagset can use options
- DDE can insert images into a provided range

Can I Add an Image or Logo to the Worksheet (Continued) ?

```
ods tagsets.msoffice2k_x file="c:\temp.xls"  
options(image_path="c:\temp\sas.gif"  
        image_height="100"  
        image_width="200");
```

```
proc print data=sashelp.class;  
run;
```

```
ods tagsets.msoffice2k_x close;
```



5. Can I Modify Page Setup Information?

- The ExcelXP tagset allows you to provide options such as the ORIENTATION=
- The MSOffice2K destination allows the use of CSS style properties
- Options can be passed with the MSOffice2K_X tagset
- DDE can be supply macro commands to update page setup

Can I Modify Page Setup Information (Continued) ?

```
ods tagsets.excelxp file="temp.xml"
options (orientation="landscape"
        embedded_titles="yes"
        print_header='&L Page &n of &P'
        print_footer='&R Confidential';
        gridlines="yes"
        scale="80"
        row_repeat="3"
        blackandwhite="yes");

proc print data=sashelp.class;
run;

ods tagsets.excelxp close;
```

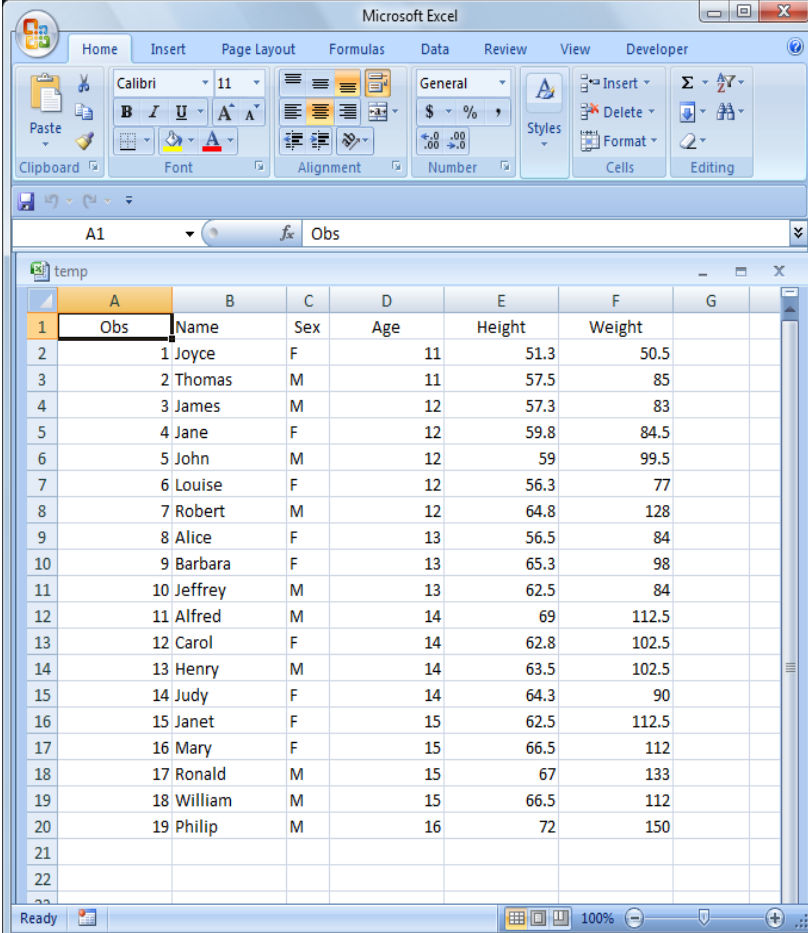
4. Can I Generate Output that Looks Like a Native Excel file?

- Output from the CSV destination has the appearance of native Excel output
- The ExcelXP tagset using a custom style can create this appearance
- The MSOffice2K_X custom tagset with the GRIDLINES= option
- PROC EXPORT generates this appearance by default

Can I Generate Output that Looks Like a Native Excel file (Continued) ?

```
Proc template;
  define style styles.test;
    parent=styles.minimal;
    style body from body /
      background=transparent;
    style table from table /
      cellspacing=0
      borderwidth=0;
  end;
run;

Ods tagsets.excelxp
file="c:\temp.xml";
  Proc print data=sashelp.class;
  Run;
Ods tagsets.excelxp close;
```



The screenshot shows the Microsoft Excel interface with a table of data. The table has 19 rows and 5 columns. The columns are labeled 'Name', 'Sex', 'Age', 'Height', and 'Weight'. The rows are numbered 1 through 19. The data is as follows:

Obs	Name	Sex	Age	Height	Weight
1	Joyce	F	11	51.3	50.5
2	Thomas	M	11	57.5	85
3	James	M	12	57.3	83
4	Jane	F	12	59.8	84.5
5	John	M	12	59	99.5
6	Louise	F	12	56.3	77
7	Robert	M	12	64.8	128
8	Alice	F	13	56.5	84
9	Barbara	F	13	65.3	98
10	Jeffrey	M	13	62.5	84
11	Alfred	M	14	69	112.5
12	Carol	F	14	62.8	102.5
13	Henry	M	14	63.5	102.5
14	Judy	F	14	64.3	90
15	Janet	F	15	62.5	112.5
16	Mary	F	15	66.5	112
17	Ronald	M	15	67	133
18	William	M	15	66.5	112
19	Philip	M	16	72	150

3. How Can I Generate Multiple Worksheets Per Workbook?

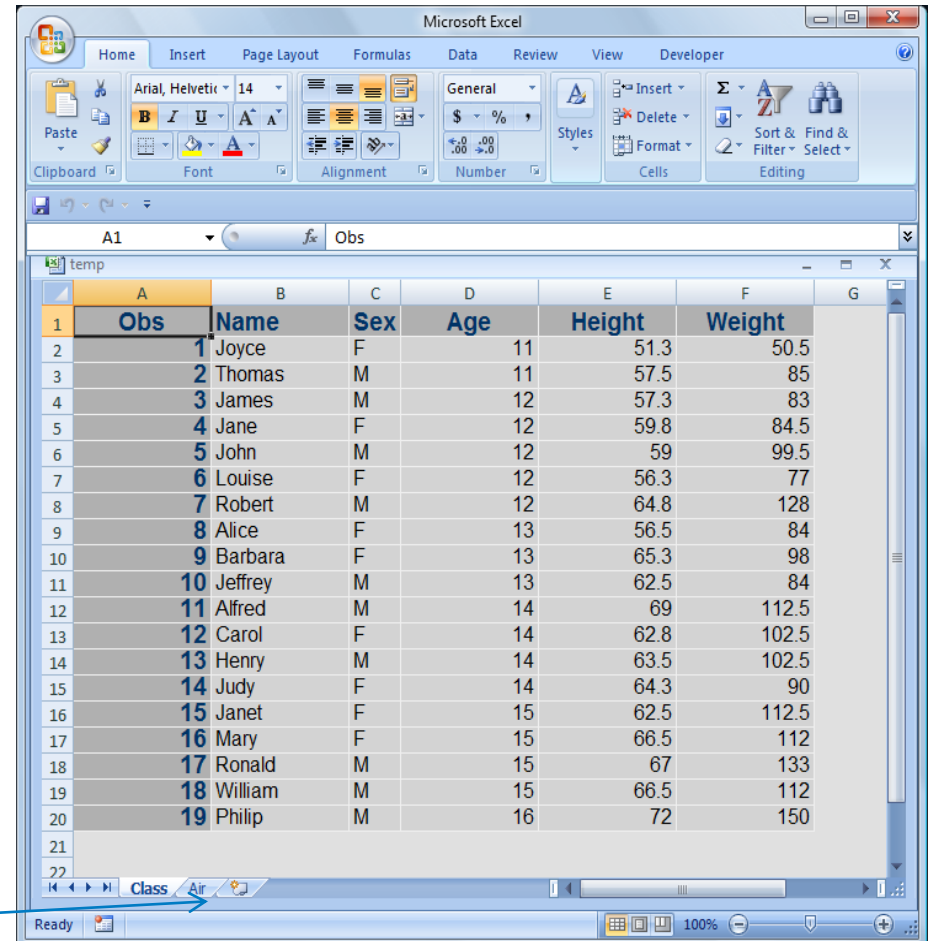
- The ExcelXP tagset generates multiple worksheets per workbook by default
- Custom tagset MSOffice2K_X uses existing files to update workbook
- DDE can be used to insert sheets into an existing workbook
- The TableEditor tagset creates a worksheet from each table

How Can I Generate Multiple Workbooks Per Worksheet (Continued) ?

```
ods tagsets.excelxp file="c:\temp.xml";  
ods tagsets.excelxp  
options(sheet_name="Class");
```

```
proc print data=sashelp.class;  
Run;  
ods tagsets.excelxp  
options(sheet_name="Air");
```

```
proc print data=sashelp.air;  
run;  
ods tagsets.excelxp close;
```



Obs	Name	Sex	Age	Height	Weight
1	Joyce	F	11	51.3	50.5
2	Thomas	M	11	57.5	85
3	James	M	12	57.3	83
4	Jane	F	12	59.8	84.5
5	John	M	12	59	99.5
6	Louise	F	12	56.3	77
7	Robert	M	12	64.8	128
8	Alice	F	13	56.5	84
9	Barbara	F	13	65.3	98
10	Jeffrey	M	13	62.5	84
11	Alfred	M	14	69	112.5
12	Carol	F	14	62.8	102.5
13	Henry	M	14	63.5	102.5
14	Judy	F	14	64.3	90
15	Janet	F	15	62.5	112.5
16	Mary	F	15	66.5	112
17	Ronald	M	15	67	133
18	William	M	15	66.5	112
19	Philip	M	16	72	150

Sheet name

2. How Can I Retain my Leading Zero?

- The General format is used by Excel when no format is applied
- The TAGATTR= attribute allows you to supply a format with the ExcelXP tagset
- The MSOffice2K /HTML destinations use the HTMLSTYLE= attribute to supply an Excel format
- DDE can be used to add formatting to a range

How Can I Retain my Leading Zero (Continued) ?

Destination	Style Attribute	Parameter	Excel Version
ExcelXP	TAGATTR=	format:	Excel 2002 +
Msoffice2k / HTML	HTMLSTYLE=	mso-number-format	Excel 2000 +
HTML3	HTMLSTYLE/ HTMLCLASS	mso-number-format	Excel 97+
CSV	No Formatting	N/A	N/A

How Can I Retain my Leading Zero (Continued) ?

```
data one;
  input a b c $18. d e;
cards;
0001 12345.10 123456789101112145 100 200 500
0002 23455.20 333434455555544334 200 300 200
;
run;

ods tagsets.excelxp file="temp.xls" style=styles.sasweb;

proc print data=one;
format a z4.;
var a / style(data)={tagattr="format:@"};
var b / style(data)={tagattr="format:#####.#0"};
var c / style(data)={tagattr="type:String"};
var d / style(data)={tagattr="format:[>100][blue]#,###;[green]#,###"};
var e / style(data)={tagattr="format:*#,,###"};

run;

ods tagsets.excelxp close;
```

How Can I Retain My Leading Zero (Continued) ?

Without format

Microsoft Excel screenshot showing a table with the following data:

	A	B	C	D	E	F
1	Obs	a	b	c	d	e
2	1	1	12345.1	1.23457E+17	100	200
3	2	2	23455.2	3.33434E+17	200	300

After format

Microsoft Excel screenshot showing the same table after applying a number format. The large numbers are now displayed with leading zeros:

	A	B	C	D	E	F
1	Obs	a	b	c	d	e
2	1	0001	12345.10	123456789101112145	100	*****200
3	2	0002	23455.20	333434455555544334	200	*****300

1. How Can I Reduce the File Size?

- Save file from Excel using the native file format
- Update ExcelXP tagset if current version prior to v1.70
- Use the CSV destination if no formatting required
- Re-save file using DDE or the TableEditor tagset to native Excel file on windows
- Use PROC EXPORT or the Excel Libname engine

(How Can I Reduce the File Size (Continued) ?

-DDE-

```
options noxwait noxsync;  
filename cmds dde 'excel|system';  
data _null_;  
  file cmds;  
  X=SLEEP(10);  
  put "[open("C:\temp\temp.xls")]" ;  
  put '[ERROR("FALSE")]';  
  put "[SAVE.AS("C:\temp\temp.xls",1)]" ;  
  X=SLEEP(2);  
  put '[close("false")]';  
run;
```

Open worksheet

Save worksheet

How Can I Reduce the File Size (Continued) ?

-ODS-

```
Ods tagsets.tableeditor file="temp.html"  
options(update_target="c:\\temp\\test.xls"  
        excel_save_file="c:\\temp\\test.xls");  
  
data _null_;  
  file print;  
  put "Save as Excel";  
run;  
  
Ods tagsets.tableeditor close;
```

Conclusion

- Using the various methods demonstrated, we can answer some of the most frequently asked questions and generate great worksheets

Resources

“ODS Markup Resources

”<http://support.sas.com/rnd/base/topics/odsmarkup/>

“Tips For Creating ODS Files on Z/OS

”<http://support.sas.com/rnd/base/ods/templateFAQ/MVSODS3.pdf>

“Create a Data Grid Like VB .NET”

<http://support.sas.com/rnd/base/ods/odsmarkup/tableeditor/>

“MSOffice2K_x”

<http://support.sas.com/rnd/base/ods/odsmarkup/msoffice2k/index.html>