

**THE  
POWER  
TO KNOW®**

## Stored Processes

---

James Waite – SAS Training Specialist (BI)

# Agenda

- Define Stored Processes
- Discuss benefits
- Describe creation and execution
- Execute Stored Process from BI environments
- Use EG to Create Stored Process


# What is a Stored Process?

- A SAS program
- Hosted on a server and described by metadata
- Executed by many of the new applications in the SAS<sup>®</sup>9 Enterprise Intelligence Platform


# Capabilities of Stored Processes

Name	Sex	Age	Height	Weight
Abdul	M	14	69.0	112.5
Alice	F	13	56.5	84.0
Barbara	F	13	65.3	98.0
Carol	F	14	62.8	102.5
Henry	M	14	63.5	102.5
James	M	12	57.3	83.0
Jane	F	12	59.8	84.5
Janele	F	15	62.5	112.5
Jeffrey	M	13	62.5	84.0
John	M	12	59.0	98.5
Jocce	F	11	51.3	58.5
Judy	F	14	64.3	90.0

**SAS ODS Output**



**SAS Data Sources**



**SAS Catalog Entry**



**E-mail**



**Results Package**

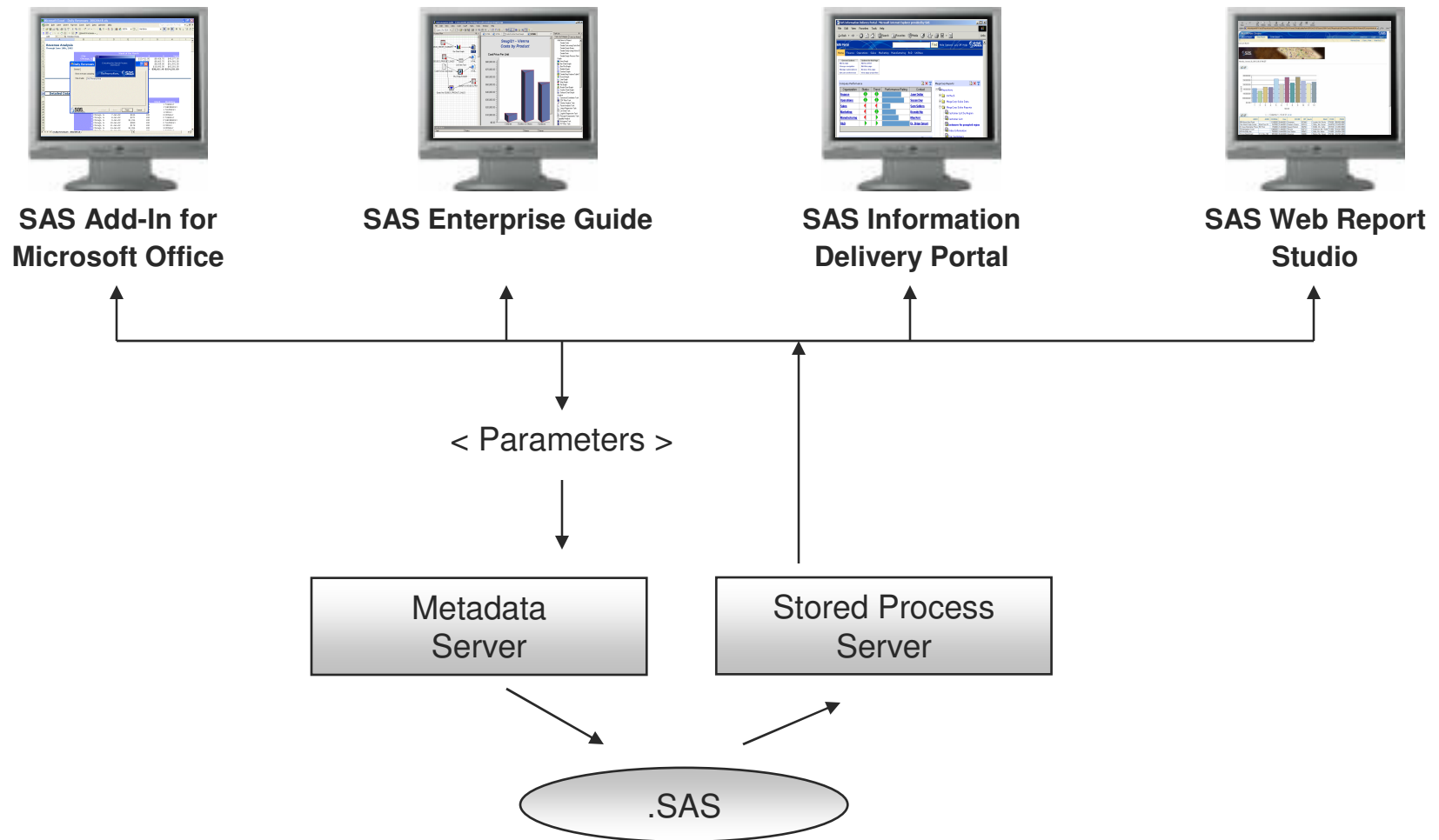


**External Files**

# Advantages of Stored Processes

- Can be invoked by end users
- Can accept user input parameters for dynamic execution
- Code is not embedded into client applications, so can be invoked from multiple applications
- Security and application integrity ensured through Metadata
- Accessed on demand so changes are immediately reflected

# Stored Process Execution



# Stored Process Macros

- **\*ProcessBody;** comment
  - Initiates input parameter processing (if any exist)
- **%STPBEGIN**
  - Initializes the Output Delivery System (ODS) to generate output from the stored process
- **%STPEND**
  - Terminates ODS processing and completes delivery of the output to the client or other destinations

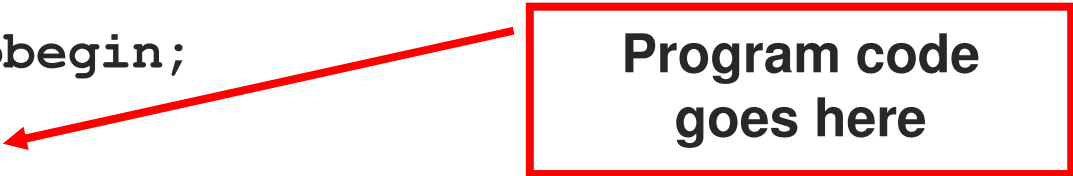
# How are they created?

- Create Stored Process
  - Write or modify .SAS program, using Base SAS, Enterprise Guide, etc., including Stored Process Macros
- Register the Metadata
  - Management Console, or Enterprise Guide
- Run the Stored Process
  - Test and Modify as required

# Stored Process Syntax

```
libname orionstp meta port=8561
      protocol=bridge library="SP_Orion"
      rename="Foundation";

*ProcessBody;

%stpbegin;
      
      Program code
      goes here
%stpend;
```

# Demonstrations

- Execute Stored Process
- Investigate Components
- Create Stored Processes in EG
- Leverage MS Office with Stored Processes

# Q & A

- Questions?