

# SAS® OnDemand for Academics: Enterprise Guide

## Student Registration Instructions

1. Visit the following Web site to begin:  
<http://support.sas.com/ctx3/sodareg/index.html>
2. Enter your e-mail address and SAS Profile password in the appropriate boxes. If you do not have a SAS Profile or have forgotten your SAS Profile credentials, continue with this section. Otherwise, continue to Step 3.

The screenshot shows the SAS OnDemand for Academics Control Center registration page. At the top left is the SAS logo with the tagline 'THE POWER TO KNOW.' At the top right is the text 'SAS® OnDemand for Academics Control Center'. Below the header is a blue bar with 'SAS® OnDemand for Academics' and the tagline 'Access the power of SAS software through the Internet.' The main content area contains a message: 'The SAS® Control Center uses the same userid and password as the SAS Profile. If you are a new user, [create a SAS Profile](#) to get started. If you are an existing user, please enter your e-mail address and SAS Profile password below.' Below this message are two input fields: 'E-mail address:' and 'Password:'. A blue 'Enter' button is positioned below the password field. At the bottom of the form area are two links: '[New User?](#) | [Forgot Your Password?](#)'. The footer contains the text: 'Contact Us | [Server Status](#) | [Terms of Use & Legal Information](#) | [Privacy Statement](#) Copyright © 2011 SAS Institute Inc. All Rights Reserved. | Release 3.6.11\_2011.08.24a'.

- If you do not have a SAS Profile associated with your e-mail address, select the **Create a SAS Profile** or **New User?** link.
- If you do have a SAS Profile, enter your SAS Profile Password or select **Forgot Your Password?**

The screenshot shows the SAS OnDemand for Academics Control Center login page. At the top left is the SAS logo with the tagline 'THE POWER TO KNOW.'. At the top right, it says 'SAS® OnDemand for Academics Control Center'. Below the header, there is a blue bar with 'SAS® OnDemand for Academics' and the subtext 'Access the power of SAS software through the Internet.'. A grey box contains instructions: 'The SAS® Control Center uses the same userid and password as the SAS Profile. If you are a new user, [create a SAS Profile](#) to get started. If you are an existing user, please enter your e-mail address and SAS Profile password below.' Below this are two input fields: 'E-mail address:' and 'Password:'. A blue 'Enter' button is positioned below the password field. At the bottom of the form area, there are two links: '[New User?](#)' and '[Forgot Your Password?](#)'. The footer contains the text: 'Contact Us | Server Status | Terms of Use & Legal Information | Privacy Statement' and 'Copyright © 2011 SAS Institute Inc. All Rights Reserved. | Release 3.6.11\_2011.08.24a'.

- Enter your information in the required fields to create or update your SAS Profile.

**sas** | THE POWER TO KNOW.

## My SAS Profile

### Required Information

\* required fields

\* First Name

\* Last Name

\* Company/Organization

\* Country

\* E-mail

We value your [privacy](#) and will not sell, rent or lease your information to others.

\* E-mail Permission Would you like to receive occasional e-mails highlighting white papers, training courses and events? ([learn more](#))  
Yes  No

After clicking the Create Profile button, you'll receive an e-mail with instructions to create your password and complete the Profile creation process. Please check your spam folder as appropriate.

[Create Profile](#)

- A verification e-mail will be sent. Select the link located in the e-mail.

- Create a SAS Profile Password.

- Select the **Continue Registration for SAS OnDemand for Academics** link to return to the SAS OnDemand for Academics Control Center.

**sas** | THE POWER TO KNOW.

## My SAS Profile

Your Profile is now active!

What would you like to do now?

- [Go to the SAS home page](#)
- [Go to the SAS Customer Support home page](#)
- [Manage your subscriptions](#)
- [Download white papers](#)
- [View webcasts](#)
- [Access Self-Paced e-Learning](#)
- [Download software](#)
- [View Technical Support tracks](#)
- [Continue Registration for SAS OnDemand for Academics](#)
- [Visit PartnerNet](#)

- Enter your e-mail address and SAS Profile password in the appropriate boxes.

The screenshot shows the SAS OnDemand for Academics Control Center login page. At the top left is the SAS logo with the tagline "THE POWER TO KNOW." At the top right, it says "SAS® OnDemand for Academics Control Center". Below the header is a blue bar with "A A" on the left. The main content area has a blue header with "SAS® OnDemand for Academics" and "Access the power of SAS software through the Internet." Below this is a grey box with instructions: "The SAS® Control Center uses the same userid and password as the SAS Profile. If you are a new user, [create a SAS Profile](#) to get started. If you are an existing user, please enter your e-mail address and SAS Profile password below." There are two input fields: "E-mail address:" and "Password:". Below the password field is a blue "Enter" button. At the bottom of the form area are two links: "[New User?](#)" and "[Forgot Your Password?](#)". At the very bottom of the page, there is a footer with links: "Contact Us | [Server Status](#) | [Terms of Use & Legal Information](#) | [Privacy Statement](#)" and copyright information: "Copyright © 2011 SAS Institute Inc. All Rights Reserved. | Release 3.6.11\_2011.08.24a".

3. Choose the **I am a Student** button to register as a student.

**SAS® OnDemand for Academics**  
Access the power of SAS software through the Internet.

### Using SAS® OnDemand for Academics

We are going to guide you through several screens to collect information about your institution and your use of SAS® OnDemand for Academics.

How do you plan to use SAS® OnDemand for Academics?

**Please choose:**

I am an Instructor: I plan to teach with SAS® OnDemand for Academics.

I am a Student: I am taking a course that uses SAS® OnDemand for Academics.

I am an Academic Researcher: I plan to use SAS® OnDemand for Academics for academic research and I have a registration key.

**Next**

4. Select the country that your school is located in.

**SAS® OnDemand for Academics**  
Access the power of SAS software through the Internet.

**School Location:**

Please identify the country where your institution is located.

**Country:\***

Please Choose

**Next**

5. Select the appropriate state or province (if applicable).

**SAS® OnDemand for Academics**  
Access the power of SAS software through the Internet.

**School Location:**

Please identify the State/Province where your institution is located.

**State/Province:\***

Please choose:

**Next**

6. Select your institution.

**SAS® OnDemand for Academics**  
Access the power of SAS software through the Internet.

### Select your institution

Please select your school from the list provided below.

**Institution:\***  
Please Select

7. Verify your registration details and then select **Submit Registration**. Select **Change Information** if you would like to change your profile information.

The screenshot shows the 'Registration Details' page for SAS OnDemand for Academics. The page has a blue header with the text 'SAS® OnDemand for Academics' and 'Access the power of SAS software through the Internet.' Below the header, the page is titled 'Registration Details:' and contains a grey box with the instruction: 'Please review the information you have entered. If it is correct, then click Submit Registration. Otherwise, click Change Information.' Underneath, the 'Profile Information:' section lists the following details: E-Mail: sasstudent76+4@gmail.com; Name: Ron Jones; State/Province: NC; Country: US; and Institution: SAS Institute (Cary). At the bottom of the profile information, there are two buttons: 'Change Information' and 'Submit Registration'.

8. Your registration is complete. Select the **Click here** link to continue.

The screenshot shows the 'Registration Complete' page for SAS OnDemand for Academics. The page has a blue header with the text 'SAS® OnDemand for Academics' and 'Access the power of SAS software through the Internet.' Below the header, the page is titled 'Registration Complete' and contains a grey box with the message: 'Your registration with SAS OnDemand for Academics is complete. [Click here](#) to continue.' A mouse cursor is pointing at the 'Click here' link.

- Carefully review the Software License Agreement. If you agree, click the **Agree** button and select **Enter**.

## SAS® OnDemand for Academics

Access the power of SAS software through the Internet.

### Review the Software License Agreement

Please review the license below. You must agree with the license to continue your registration with SAS® OnDemand for Academics

If you agree to the terms on the license, select "Agree" below.

**Agree:**

**Decline:**

Enter

10. Create a userid that you would like to use to log on to the SAS Server using SAS® Enterprise Guide.

- A default userid is suggested for you.

## SAS® OnDemand for Academics

Access the power of SAS software through the Internet.

### Create a userid for the SAS Cloud

You must use a unique userid when you log on to SAS® OnDemand for Academics software applications such as SAS® Enterprise Guide.

We have suggested a SAS Server userid for you. If you would like to use a different userid, please enter it below. Note: Special characters (such as & or \* or ") are not allowed. Underscore characters ( \_ ) are OK.

What SAS Server userid would you like to use?

To create the SAS Server userid, click Enter. It may take a minute or two, please be patient.


Enter

11. From your Home Page, select **Acquire a License** to register for a course. At this point your account status is “Pending” until you register for a course. For more information on your account status, please expand **Account Details**.

**SAS® OnDemand for Academics**  
Access the power of SAS software through the Internet.

## Home Page for Student: Ron Jones

### Getting Started


 Your SAS Server userid is **ronjones\_exptst**  
Use this userid when you log on to the SAS Server.

- Your current institution is: **California Institute of Technology (Pasadena)**
- Your Account Status is: **Pending**. (Your userid will become active when you acquire a license for a course.)
- [Acquire a License](#)  
In order to obtain your software you need to acquire a license.

NOTE: You have no active licenses. Acquire at least one license to activate your userid and get the software you need to access the SAS server.

### Additional Resources

Please note that several of the links below will direct your browser away from the Control Center. Use your browser's Back button to return.

- [Main Support Site](#)
- [Account Status](#)
- [SAS Server Availability](#)
- [Download SAS® OnDemand for Academics license agreement](#)  [PDF]

12. Select the course that you are registering for and then select **Continue**.

**SAS® OnDemand for Academics**  
Access the power of SAS software through the Internet.

**Choose Your Course**

The following courses are currently registered for your institution. Please select the course(s) you want to license.

	COURSE	INSTRUCTOR	CLIENT	LICENSE COST
<input type="checkbox"/>	STAT121 - Sec. 01: Business Statistics	Rogers	Enterprise Guide for Academics	\$0.00

**Cancel**   **Continue**

13. Review your course information and then select **Acquire License(s)**.

**SAS® OnDemand for Academics**  
Access the power of SAS software through the Internet.

**Acquire A License**

**Please Confirm Your Information**

Please review your order below.  
Please note that your order will not be processed until you choose "Acquire License(s)".

DESCRIPTION:	AMOUNT:
Enterprise Guide for Academics for course: STAT121	\$0.00
Purchase Total	\$0.00

**Cancel**   **Acquire License(s)**

Please select the Acquire license(s) button only once. It might take several minutes to process your transaction. Thank you for your patience.

14. Your registration is now complete. Select **Return** to return to your home page where you can begin the process of accessing your software.

## SAS® OnDemand for Academics

Access the power of SAS software through the Internet.

### License Acquired

Please print this page for your records.

DESCRIPTION	PRICE
Enterprise Guide for Academics for course: STAT121	\$0.00

Total Cost: \$0.00

### Next Steps:

Now that you have acquired your license(s), you can start to access your SAS Software. [Return](#) and select Download Client or Get Software for the appropriate course.


Thank you for using SAS® OnDemand for Academics.

15. To begin the process of downloading software for your course, select the **Download Client** link for the appropriate course from your Home page.

**SAS® OnDemand for Academics**  
Access the power of SAS software through the Internet.

### Home Page for Student: Ron Jones

#### Getting Started


 **Your SAS Server userid is `ron_jones_exptst`**  
Use this userid when you log on to the SAS Server.

- Your current institution is: SAS Institute (Cary)
- Your Account Status is: Active.
- [Acquire a License](#)  
In order to obtain your software you need to acquire a license.

COURSE	SOFTWARE	ACQUIRED	DOWNLOAD
STAT121	Enterprise Guide for Academics	02Dec2011	<a href="#">Download Client</a>

#### Additional Resources

Please note that several of the links below will direct your browser away from the Control Center. Use your browser's Back button to return.

- [Main Support Site](#)
- [Account Status](#)
- [SAS Server Availability](#)
- [Download SAS® OnDemand for Academics license agreement](#)  [PDF]

16. Select **Request Download** from the table row that matches the language that you would like to download and install.

**SAS OnDemand for Academics: Enterprise Guide Version 4.3**  
(Dec 2011)  
System Dependencies

---

**SAS OnDemand for Academics: Enterprise Guide Version 4.3 Download Packages**

The SAS OnDemand for Academics: Enterprise Guide 4.3 download package is available below. Download the setup file for your language choice, and follow the instructions to install the client on your machine. Please review the installation notes below for download speeds that might impact your operating system.

SAS OnDemand for Academics: Enterprise Guide Version 4.3					
Platforms	Description	File Name	Size	Release Date	
Windows	English	OnDemandforAcademics_EG43_Setup_en.exe	65 MB	2011-12	<a href="#">Request Download</a>
Windows	German	OnDemandforAcademics_EG43_Setup_de.exe	73 MB	2011-12	<a href="#">Request Download</a>
Windows	Spanish	OnDemandforAcademics_EG43_Setup_es.exe	73 MB	2011-12	<a href="#">Request Download</a>
Windows	French	OnDemandforAcademics_EG43_Setup_fr.exe	73 MB	2011-12	<a href="#">Request Download</a>
Windows	Italian	OnDemandforAcademics_EG43_Setup_it.exe	73 MB	2011012	<a href="#">Request Download</a>

Note: Windows platforms supported include Windows 7, Vista, Windows XP (x86, x64).

---

**Installation Notes:**

- Microsoft .NET Framework 3.5 Service Pack 1 is required. If your computer already has the required Microsoft Windows files, the installation process will usually take **approximately 2-5 minutes**.
- If your computer does not have all the required Microsoft Windows files, then they will be installed for you. Depending on the files already installed, this could cause the installation process to take anywhere from **approximately 5-90 minutes**.

**Note:** If Microsoft .NET Framework must be installed, it might appear as if no progress is being made or that your system has stopped processing. Please be patient while the installation progresses.

17. If you are not currently logged on to your SAS Profile, then you might be prompted to do so. Enter your e-mail address and your SAS Profile password and then click **Log In**.

If you are already logged in, continue to the next step.

**sas** | THE POWER TO KNOW.

## My SAS Profile

Your profile establishes a login for use across the SAS Web site. You can use this login to pre-fill forms, manage your subscriptions and gain access to restricted site content.

### Already Have A Profile?

E-mail Address:   
Password:

**Log In**      [Forgot Password?](#)

### New User?

Certain areas of sas.com require you to have a SAS profile. Please click the button below to create your profile and take full advantage of our site.

**Create Profile**

### Why Register?

Because your SAS profile enables you to:

- Subscribe to award-winning sas.com magazine and a wide variety of SAS e-newsletters.
- Access SAS white papers and Webcasts.
- Save time when logging in since your profile will pre-fill some forms on sas.com
- Stay informed about SAS publications, training and events.
- Access Self-Paced e-Learning.
- View Technical Support tracks.

18. Click **Download** and then save the .exe file to a location on your computer.

[Return to Main Page](#) [Report Software Downloads Problems](#)

[SAS OnDemand for Academics: Enterprise Guide Version 4.3 ... System Dependencies](#) > [License Agreement](#) > [Download Page](#)

---

### Download Area for SAS OnDemand for Academics: Enterprise Guide Version 4.3 for Windows

1. Click on the download button in the following table to download the desired file.

Description	File Name	Release Date	Size	
German	OnDemandforAcademics_EG43_Setup_de.exe	2011-12	73 MB	<a href="#">Download</a>

2. Create a subdirectory in your root or home directory. Double-click on the self-extracting file, OnDemandforAcademics\_EG43\_Setup\_de.exe, to install the files.

For questions you may have about this product, please [contact our Product Support Group](#).

---

[Contact Us](#) | [Sitemap](#) | [RSS Feeds](#) | [www.sas.com](#) | [Terms of Use & Legal Information](#) | [Privacy Statement](#)  
Copyright © 2011 SAS Institute Inc. All Rights Reserved.

19. Locate the .exe file on your computer and then double-click the file to start the installation process.

You might be prompted to install supporting files or applications during the installation process, which could lengthen the installation time.

- After installation is complete, you can start SAS® Enterprise Guide.

Each time you start the software, you will be prompted to log on with your credentials. Enter your userid (located on your Home Page) and SAS Profile password to log on.

