

# SAS® OnDemand for Academics: Enterprise Guide

## Researcher Registration Instructions

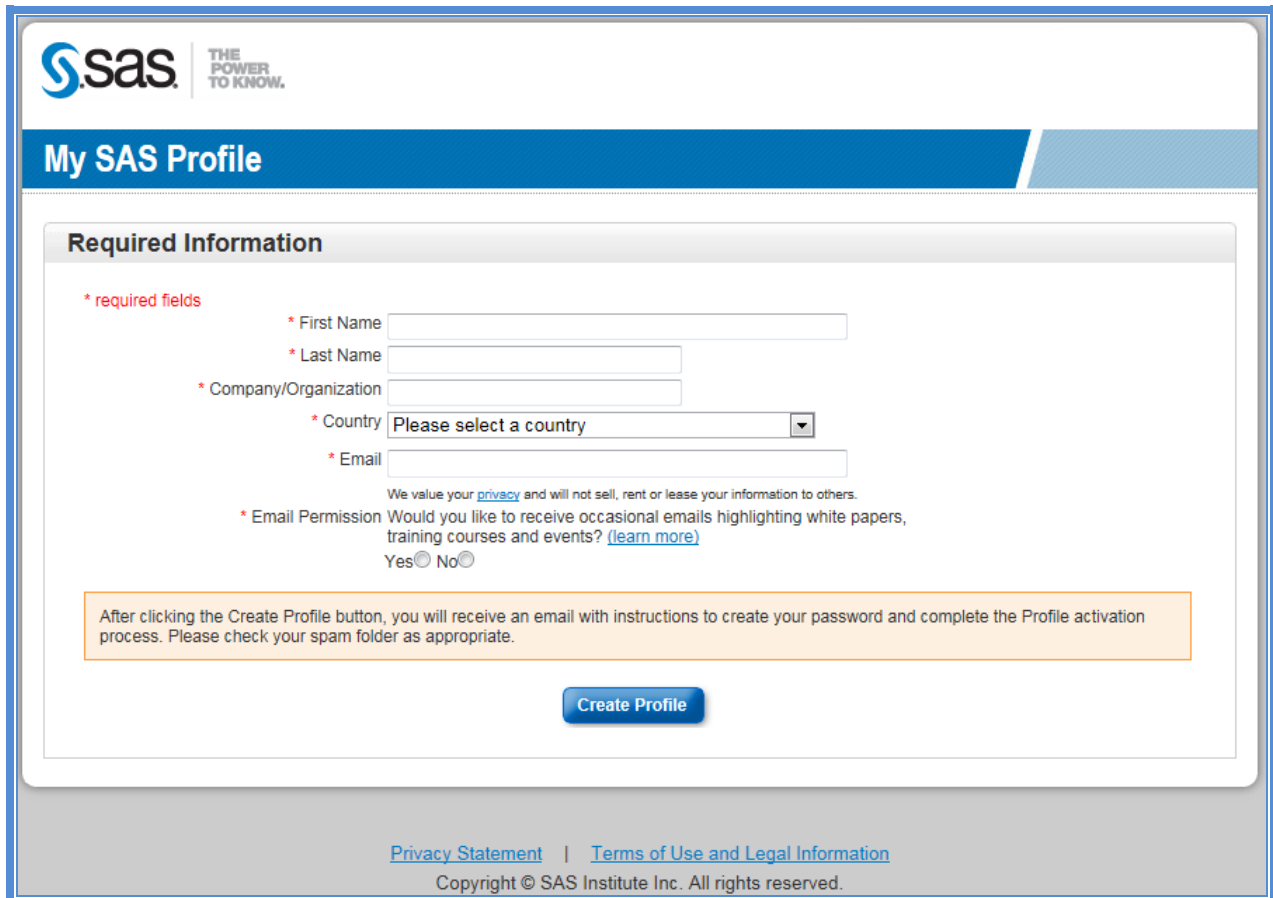
1. Visit the following Web site to begin:  
<http://support.sas.com/ctx3/sodareg/index.html>
2. Enter your e-mail address and SAS Profile password in the appropriate boxes. If you do not have a SAS Profile or have forgotten your SAS Profile credentials, continue with this section. Otherwise, continue to Step 3.

The screenshot shows the SAS OnDemand for Academics Control Center registration page. At the top left is the SAS logo with the tagline 'THE POWER TO KNOW.'. At the top right, it says 'SAS® OnDemand for Academics Control Center'. Below the logo is a blue header with 'A A' and 'SAS® OnDemand for Academics' followed by the tagline 'Access the power of SAS software through the Internet.'. The main content area contains a text box explaining that the Control Center uses the same userid and password as the SAS Profile, and provides a link to 'create a SAS Profile'. Below this are two input fields: 'E-mail address:' and 'Password:'. A blue 'Enter' button is positioned below the password field. At the bottom of the form area are two links: 'New User?' and 'Forgot Your Password?'. The footer contains links for 'Contact Us', 'Server Status', 'Terms of Use & Legal Information', and 'Privacy Statement', along with the copyright notice: 'Copyright © 2011 SAS Institute Inc. All Rights Reserved. | Release 3.6.11\_2011.08.24a'.

- If you do not have a SAS Profile associated with your e-mail address, select the **Create a SAS Profile** or **New User?** link.
- If you have forgotten your SAS Profile password, select **Forgot Your Password?**

The screenshot shows the SAS OnDemand for Academics Control Center login page. At the top left is the SAS logo with the tagline 'THE POWER TO KNOW.'. At the top right, it says 'SAS® OnDemand for Academics Control Center'. Below the header is a blue bar with 'A A' on the left and 'SAS® OnDemand for Academics' in the center, with the subtitle 'Access the power of SAS software through the Internet.' Below this is a white box containing instructions: 'The SAS® Control Center uses the same userid and password as the SAS Profile. If you are a new user, [create a SAS Profile](#) to get started. If you are an existing user, please enter your e-mail address and SAS Profile password below.' There are two input fields: 'E-mail address:' and 'Password:'. Below the password field is a blue 'Enter' button. At the bottom of the white box are two links: '[New User?](#) | [Forgot Your Password?](#)'. At the very bottom of the page is a footer with links: 'Contact Us | [Server Status](#) | [Terms of Use & Legal Information](#) | [Privacy Statement](#) Copyright © 2011 SAS Institute Inc. All Rights Reserved. | Release 3.6.11\_2011.08.24a'.

- Enter your information in the required fields to create or update your SAS Profile.



**sas** | THE POWER TO KNOW.

## My SAS Profile

### Required Information

\* required fields

\* First Name

\* Last Name

\* Company/Organization

\* Country

\* Email

We value your [privacy](#) and will not sell, rent or lease your information to others.

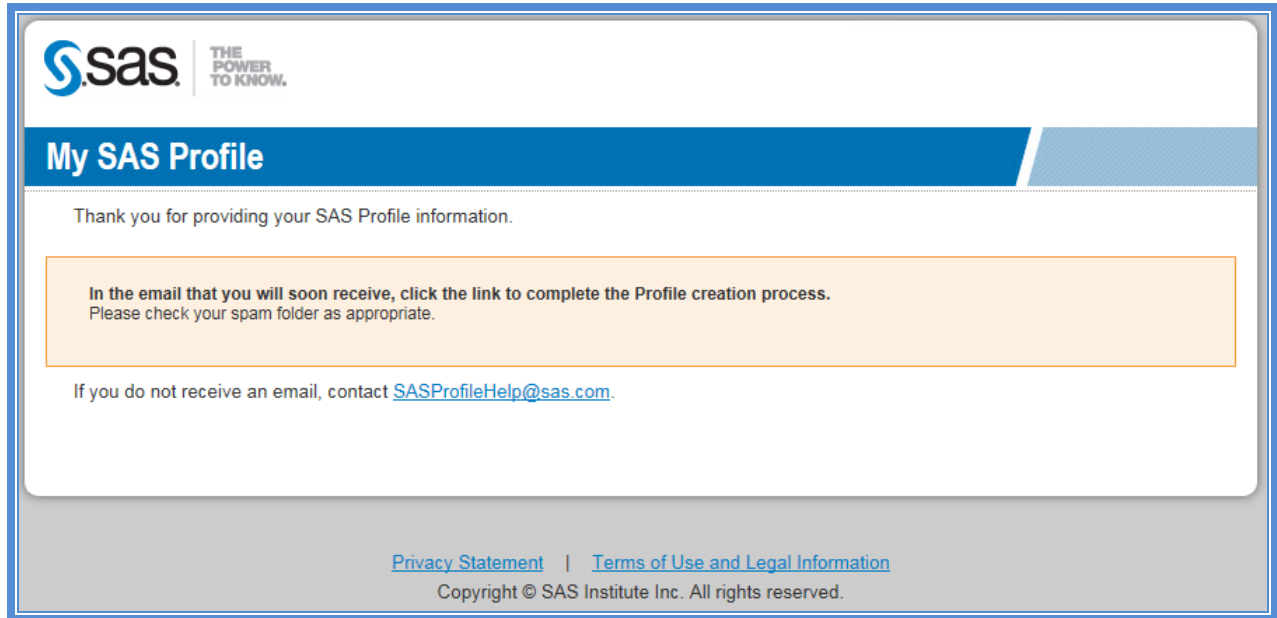
\* Email Permission Would you like to receive occasional emails highlighting white papers, training courses and events? [learn more](#)  
Yes  No

After clicking the Create Profile button, you will receive an email with instructions to create your password and complete the Profile activation process. Please check your spam folder as appropriate.

[Create Profile](#)

[Privacy Statement](#) | [Terms of Use and Legal Information](#)  
Copyright © SAS Institute Inc. All rights reserved.

- A verification e-mail will be sent. Select the link located in the e-mail.



**sas** | THE POWER TO KNOW.

## My SAS Profile

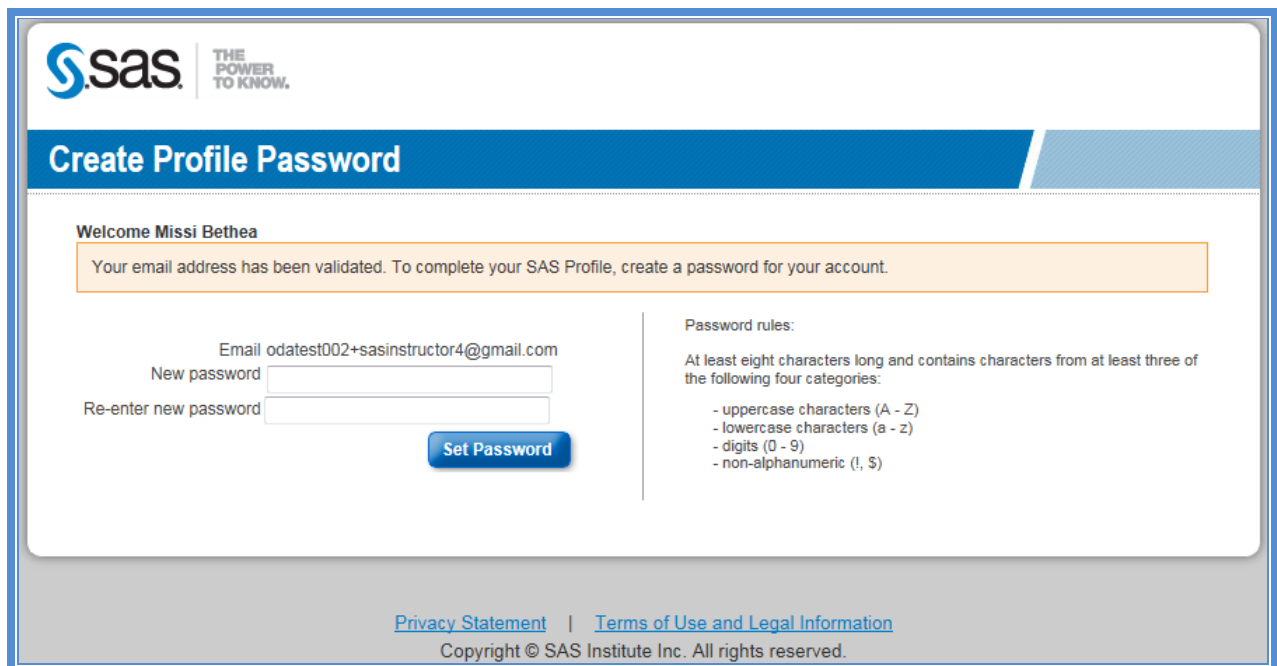
Thank you for providing your SAS Profile information.

In the email that you will soon receive, click the link to complete the Profile creation process. Please check your spam folder as appropriate.

If you do not receive an email, contact [SASProfileHelp@sas.com](mailto:SASProfileHelp@sas.com).

[Privacy Statement](#) | [Terms of Use and Legal Information](#)  
Copyright © SAS Institute Inc. All rights reserved.

- Create a SAS Profile password.



**sas** | THE POWER TO KNOW.

## Create Profile Password

Welcome Missi Bethea

Your email address has been validated. To complete your SAS Profile, create a password for your account.

Email odatest002+sasinstructor4@gmail.com

New password

Re-enter new password

**Set Password**

Password rules:  
At least eight characters long and contains characters from at least three of the following four categories:

- uppercase characters (A - Z)
- lowercase characters (a - z)
- digits (0 - 9)
- non-alphanumeric (!, \$)

[Privacy Statement](#) | [Terms of Use and Legal Information](#)  
Copyright © SAS Institute Inc. All rights reserved.

- Select the **Continue Registration for SAS OnDemand for Academics** link to return to the SAS OnDemand for Academics Control Center.

The screenshot shows the 'My SAS Profile' page. At the top left is the SAS logo with the tagline 'THE POWER TO KNOW.'. Below the logo is a blue header bar with the text 'My SAS Profile'. A light orange box contains the message 'Your Profile is now active!'. Below this, the heading 'What would you like to do now?' is followed by several categories of links: 'Go to the SAS home page', 'Go to the SAS Customer Support home page', 'On the sas.com site:' with links for 'Manage your subscriptions', 'Download white papers', and 'View webcasts'; 'On the SAS Customer Support site:' with links for 'Access Self-Paced e-Learning', 'Download software', 'View Technical Support tracks', and 'Post to the SAS Discussion Forums'; 'OnDemand product links:' with links for 'Continue Registration for SAS OnDemand for Academics' and 'Continue Registration for SAS OnDemand for Professionals'; and 'Partners:' with a link for 'Visit PartnerNet'.

- Enter your e-mail address and SAS Profile password in the appropriate boxes.

The screenshot shows the SAS OnDemand for Academics Control Center login interface. At the top left is the SAS logo with the tagline 'THE POWER TO KNOW.'. At the top right, it says 'SAS® OnDemand for Academics Control Center'. Below the header is a blue navigation bar with 'A A' on the left. The main content area has a blue header with 'SAS® OnDemand for Academics' and the subtitle 'Access the power of SAS software through the Internet.'. Below this is a grey box with instructions: 'The SAS® Control Center uses the same userid and password as the SAS Profile. If you are a new user, [create a SAS Profile](#) to get started. If you are an existing user, please enter your e-mail address and SAS Profile password below.' There are two input fields: 'E-mail address:' and 'Password:'. Below the password field is a blue 'Enter' button. At the bottom of the form area are two links: '[New User?](#) | [Forgot Your Password?](#)'. At the very bottom of the page is a footer with links: 'Contact Us | Server Status | Terms of Use & Legal Information | Privacy Statement' and copyright information: 'Copyright © 2011 SAS Institute Inc. All Rights Reserved. | Release 3.6.11\_2011.08.24a'.

3. Select **I am an academic researcher** to register as a researcher. At this point you should already have a Registration Key.

If you do not have a key, send e-mail to [ondemandresearch@sas.com](mailto:ondemandresearch@sas.com) to start the qualification process.

**SAS® OnDemand for Academics**  
Access the power of SAS software through the Internet.

### Using SAS® OnDemand for Academics

We are going to guide you through several screens to collect information about your institution and your use of SAS® OnDemand for Academics.

How do you plan to use SAS® OnDemand for Academics?

**Please choose:**

I am an Instructor: I plan to teach with SAS® OnDemand for Academics.

I am a Student: I am taking a course that uses SAS® OnDemand for Academics.

I am an academic researcher: I plan to use SAS® OnDemand for Academics for academic research, and I have a registration key.

**Next**

Contact Us | Server Status | Terms of Use & Legal Information | Privacy Statement  
Copyright © 2011 SAS Institute Inc. All Rights Reserved. | Release 3.6.12\_2011.10.31a

4. Enter your registration key in the appropriate field.

**SAS® OnDemand for Academics**  
Access the power of SAS software through the Internet.

### Please enter your registration key.

You should have a registration key for SAS OnDemand for Academics: *Research*, that you obtained from your SAS contact. Enter it below. If you do not have a key, then please contact [ondemandresearch@sas.com](mailto:ondemandresearch@sas.com).

Enter your registration key:

**Next**

Contact Us | Server Status | Terms of Use & Legal Information | Privacy Statement  
Copyright © 2011 SAS Institute Inc. All Rights Reserved. | Release 3.6.12\_2011.10.31a

5. Select the country that your school is located in.

**SAS® OnDemand for Academics**  
Access the power of SAS software through the Internet.

**School Location:**

Please identify the country where your institution is located.

**Country:\***

Please Choose

**Next**

Contact Us | Server Status | Terms of Use & Legal Information | Privacy Statement  
Copyright © 2011 SAS Institute Inc. All Rights Reserved. | Release 3.6.12\_2011.10.31a

6. Select the state that your school is located in.

**SAS® OnDemand for Academics**  
Access the power of SAS software through the Internet.

**School Location:**

Please identify the State where your institution is located.

**State:\***

Please choose:

**Next**

Contact Us | Server Status | Terms of Use & Legal Information | Privacy Statement  
Copyright © 2011 SAS Institute Inc. All Rights Reserved. | Release 3.6.12\_2011.10.31a

7. Select your institution.

**SAS® OnDemand for Academics**  
Access the power of SAS software through the Internet.

### Select your institution

Please select your school from the list provided below.

**Institution:\***  
Please Select

**Next**

Contact Us | Server Status | Terms of Use & Legal Information | Privacy Statement  
Copyright © 2011 SAS Institute Inc. All Rights Reserved. | Release 3.6.12\_2011.10.31a

8. Review the information you have entered. If correct, then click **Submit Registration**. Otherwise, click **Change Information** to make changes.

**SAS® OnDemand for Academics**  
Access the power of SAS software through the Internet.

### Registration Details:

Please review the information you have entered. If it is correct, then click Submit Registration. Otherwise, click Change Information.

**Profile Information:**

**E-Mail:**  
odatest002+sasinstructor4@gmail.com

**Name:**  
Missi Bethea

**State:**  
CA

**Country:**  
US

**Institution:**  
California Institute of Technology (Pasadena)

**Change Information** **Submit Registration**

Contact Us | Server Status | Terms of Use & Legal Information | Privacy Statement  
Copyright © 2011 SAS Institute Inc. All Rights Reserved. | Release 3.6.12\_2011.10.31a

9. Your registration is complete. Select the **Click here** link to continue.

The screenshot shows the SAS OnDemand for Academics registration completion page. The header includes the SAS logo and the text "SAS® OnDemand for Academics" and "Access the power of SAS software through the Internet." The main heading is "Registration Complete". Below this, a message reads: "Thank you for registering with SAS OnDemand for Academics. [Click here](#) to set up your SAS server account." At the bottom, there is a footer with links for "Contact Us | Server Status | Terms of Use & Legal Information | Privacy Statement" and a copyright notice: "Copyright © 2011 SAS Institute Inc. All Rights Reserved. | Release 3.6.12\_2011.10.31a".

10. Carefully review the Software License Agreement. If you agree, click the **Agree** button and select **Enter**.

The screenshot shows the SAS OnDemand for Academics software license agreement review page. The header includes the SAS logo and the text "SAS® OnDemand for Academics" and "Access the power of SAS software through the Internet." The main heading is "Review the Software License Agreement". Below this, a message reads: "Please review the license below. You must agree with the license to continue your registration with SAS® OnDemand for Academics. If you agree to the terms on the license, select 'Agree' below." There are two radio button options: "Agree:" and "Decline:". Below these options is an "Enter" button. The "License Terms:" section is titled "SAS® License Agreement" and contains the following text: "In addition to the information sharing authorized by the SAS Privacy Policy, SAS hereby notifies you that personal information collected from you during registration may be used by SAS for technical support purposes and to otherwise perform the Service described herein. You authorize the transmission of your personal information to SAS in the United States. SAS stores and processes such information on computers located in the United States that are protected by reasonable physical and technological security safeguards. SAS does not sell or rent such personal information to third parties for marketing purposes without your consent, and it uses the information only as described in SAS' Privacy Statement (see: <http://www.sas.com/Privacy.html>). If you object to your personal information being transferred or used in this way, please click the 'Decline' button and contact SAS directly. By completing your registration, you consent to receive communications from SAS regarding technical support. By registering for this offering as a student and clicking below, you consent to the disclosure by SAS of your name and the course(s) for which you are registered to the instructor(s) who has registered the course. THE TERMS AND CONDITIONS CONTAINED HEREIN APPLY TO THE SERVICE AND SOFTWARE, BOTH DEFINED BELOW. THE ADDITIONAL TERMS AND CONDITIONS FOR THE LICENSE OF JMP® SOFTWARE ARE CONTAINED IN THE INSTALLATION OF THE JMP SOFTWARE. WHEN IN CONFLICT, THE JMP TERMS AND CONDITIONS CONTROL OVER THE TERMS AND CONDITIONS CONTAINED HEREIN FOR THE LICENSE OF THE JMP SOFTWARE. Important: Please carefully read the terms and conditions of this License Agreement ("Agreement") before clicking on the "Accept" button. By clicking on the "Accept" button, you represent and warrant that you are a student or faculty member of an academic institution and that you agree to these terms, or you are an employee of an academic institution who is authorized to accept the terms of this agreement on behalf of the academic institution. SAS will authorize you to download, use and/or access the Software and Service licensed hereunder. If you do not agree to all of the terms herein, click the "Decline" button and your registration process will be terminated. This license supersedes and

11. Create a userid that you would like to use to log on to SAS® Enterprise Guide.

- We have suggested a SAS Server userid for you. However, if you would like to use a different userid, please enter it. Note: special characters (such as & or “or”) are not allowed. Underscore characters (\_) are acceptable.

**SAS® OnDemand for Academics**  
Access the power of SAS software through the Internet.

### Create a userid for the SAS Cloud

You must use a unique userid when you log on to SAS® OnDemand for Academics software applications such as SAS® Enterprise Guide.

We have suggested a SAS Server userid for you. If you would like to use a different userid, please enter it below. Note: Special characters (such as & or \* or ") are not allowed. Underscore characters (\_) are OK.

**What userid would you like to use?**

To create the SAS Server userid, click Enter. It may take a minute or two, please be patient.

**Enter**

Contact Us | Server Status | Terms of Use & Legal Information | Privacy Statement  
Copyright © 2011 SAS Institute Inc. All Rights Reserved.

12. From your Home Page, click on the **Download Client** link to start the process of accessing SAS® Enterprise Guide software.

**SAS® OnDemand for Academics**  
Access the power of SAS software through the Internet.

### Home Page for Researcher: Missi Bethea

#### Getting Started

**Your SAS Server userid is missibethea\_exptst. Use this userid when you log on to the SAS Server.**

- Your current institution is: **California Institute of Technology (Pasadena)**
- Your Account Status is: **Active**.

| LICENSE DESCRIPTION              |                      | SOFTWARE | DOWNLOAD                        |
|----------------------------------|----------------------|----------|---------------------------------|
| Academic Research - Missi Bethea | <a href="#">info</a> | EG       | <a href="#">Download Client</a> |

#### Additional Resources

Please note that several of the links below will direct your browser away from the Control Center. Use your browser's Back button to return.

- [Main Support Site](#)
- [Account Status](#)
- [SAS Server Availability](#)
- [Download SAS® OnDemand for Academics license agreement](#) [PDF]

Contact Us | Server Status | Terms of Use & Legal Information | Privacy Statement  
Copyright © 2011 SAS Institute Inc. All Rights Reserved. | Release 3.6.12\_2011.10.31a

13. Select **Request Download** from the table row that matches the language that you would like to download and install.

**SAS OnDemand for Academics: Enterprise Guide Version 4.3**  
(Dec 2011)  
**System Dependencies**

---

**SAS OnDemand for Academics: Enterprise Guide Version 4.3 Download Packages**

The SAS OnDemand for Academics: Enterprise Guide 4.3 download package is available below. Download the setup file for your language choice, and follow the instructions to install the client on your machine. Please review the installation notes below for download speeds that might impact your operating system.

| SAS OnDemand for Academics: Enterprise Guide Version 4.3 |             |  |       |              |                                  |
|--|-------------|--|-------|--------------|----------------------------------|
| Platforms  | Description | File Name                              | Size  | Release Date |                                  |
| Windows  | English     | OnDemandforAcademics_EG43_Setup_en.exe | 65 MB | 2011-12      | <a href="#">Request Download</a> |
| Windows  | German      | OnDemandforAcademics_EG43_Setup_de.exe | 73 MB | 2011-12      | <a href="#">Request Download</a> |
| Windows  | Spanish     | OnDemandforAcademics_EG43_Setup_es.exe | 73 MB | 2011-12      | <a href="#">Request Download</a> |
| Windows  | French      | OnDemandforAcademics_EG43_Setup_fr.exe | 73 MB | 2011-12      | <a href="#">Request Download</a> |
| Windows  | Italian     | OnDemandforAcademics_EG43_Setup_it.exe | 73 MB | 2011012      | <a href="#">Request Download</a> |

Note: Windows platforms supported include Windows 7, Vista, Windows XP (x86, x64).

---

**Installation Notes:**

- Microsoft .NET Framework 3.5 Service Pack 1 is required. If your computer already has the required Microsoft Windows files, the installation process will usually take **approximately 2 -5 minutes**.
- If your computer does not have all the required Microsoft Windows files, then they will be installed for you. Depending on the files already installed, this could cause the installation process to take anywhere from **approximately 5- 90 minutes**.

**Note:** if Microsoft .NET Framework must be installed, it might appear as if no progress is being made or that your system has stopped processing. Please be patient while the installation progresses.

14. If you are not currently logged on to your SAS Profile, then you might be prompted to do so. Enter your e-mail address and your SAS Profile password and then click **Log In**.

If you are already logged in, continue to the next step.

**sas** | THE POWER TO KNOW.

## My SAS Profile

Your profile establishes a login for use across the SAS Web site. You can use this login to pre-fill forms, manage your subscriptions and gain access to restricted site content.

**Already Have A Profile?**

E-mail Address:

Password:

**Log In** [Forgot Password?](#)

**New User?**

Certain areas of sas.com require you to have a SAS profile. Please click the button below to create your profile and take full advantage of our site.

**Create Profile**

### Why Register?

Because your SAS profile enables you to:

- Subscribe to award-winning sas.com magazine and a wide variety of SAS e-newsletters.
- Access SAS white papers and Webcasts.
- Save time when logging in since your profile will pre-fill some forms on sas.com
- Stay informed about SAS publications, training and events.
- Access Self-Paced e-Learning.
- View Technical Support tracks.

15. Click **Download** and then save the .exe file to a location on your computer.

[Return to Main Page](#) [Report Software Downloads Problems](#)

[SAS OnDemand for Academics: Enterprise Guide Version 4.3 ... System Dependencies](#) > [License Agreement](#) > [Download Page](#)

---

### Download Area for SAS OnDemand for Academics: Enterprise Guide Version 4.3 for Windows

1. Click on the download button in the following table to download the desired file.

| Description | File Name                              | Release Date | Size  |                          |
|-------------|--|--------------|-------|--------------------------|
| German      | OnDemandforAcademics_EG43_Setup_de.exe | 2011-12      | 73 MB | <a href="#">Download</a> |

2. Create a subdirectory in your root or home directory. Double-click on the self-extracting file, OnDemandforAcademics\_EG43\_Setup\_de.exe, to install the files.

For questions you may have about this product, please [contact our Product Support Group](#).

---

[Contact Us](#) | [Sitemap](#) | [RSS Feeds](#) | [www.sas.com](#) | [Terms of Use & Legal Information](#) | [Privacy Statement](#)  
Copyright © 2011 SAS Institute Inc. All Rights Reserved.

16. Locate the .exe file on your computer and then double-click the file to start the installation process.

You might be prompted to install supporting files or applications during the installation process, which could lengthen the installation time.

- After installation is complete, you can start SAS® Enterprise Guide.

Each time you start the software, you will be prompted to log on with your credentials. Enter your userid (located on your Home Page) and SAS Profile password to log on.

